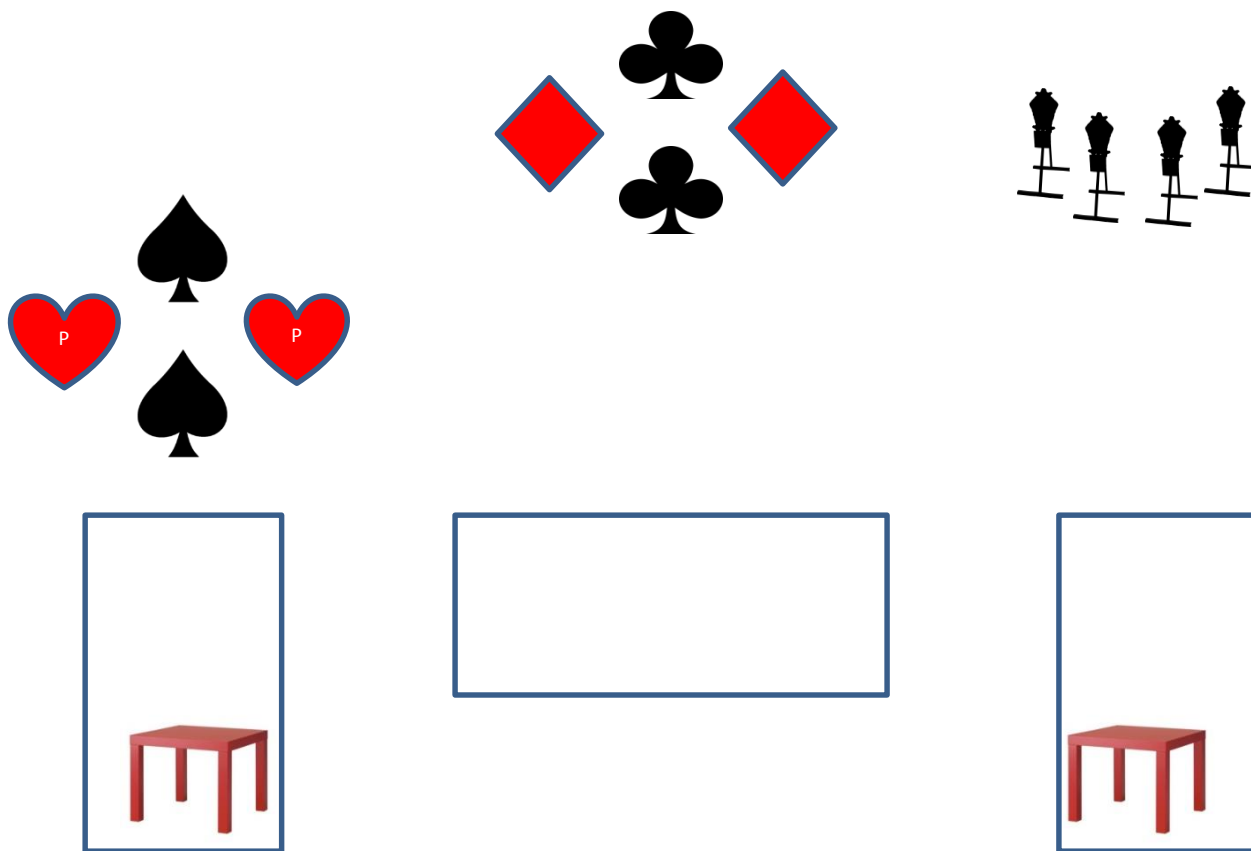


Stage 1
Stagecoach Mercantile



10 Pistol, 10 Rifle, 4+ Shotgun

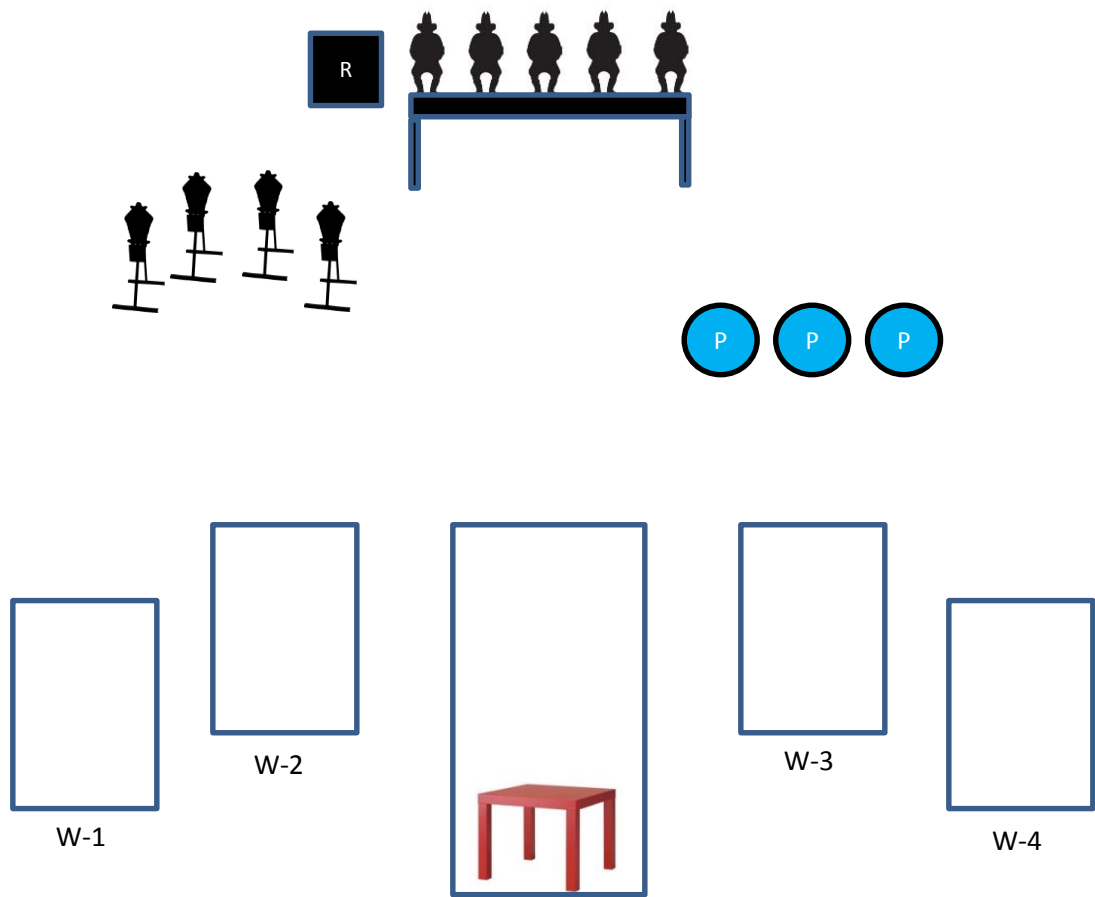
Shooting order – P, P, R, S or S, R, P, P

Staging: Pistols holstered, Rifle staged in center window. Shotgun anywhere safely.

Starting Position: Shooter begins in any stance at either left or right doorway, hands on hat.

Procedure: The shooter says “**How about a game of spades?**” and waits for the beep. ATB: Pistols – using the pistols as necessary, from the left side doorway engage the pistol targets with 2 shots on each red target and 3 shots on each black target, in any order. Rifle – from the center window, engage the rifle targets per the pistol instructions. Shotgun – From the right side doorway engage the 4 shotgun targets until down.

Stage 3
Fort Defiance



10 Pistol, 10 Rifle, 4+ Shotgun

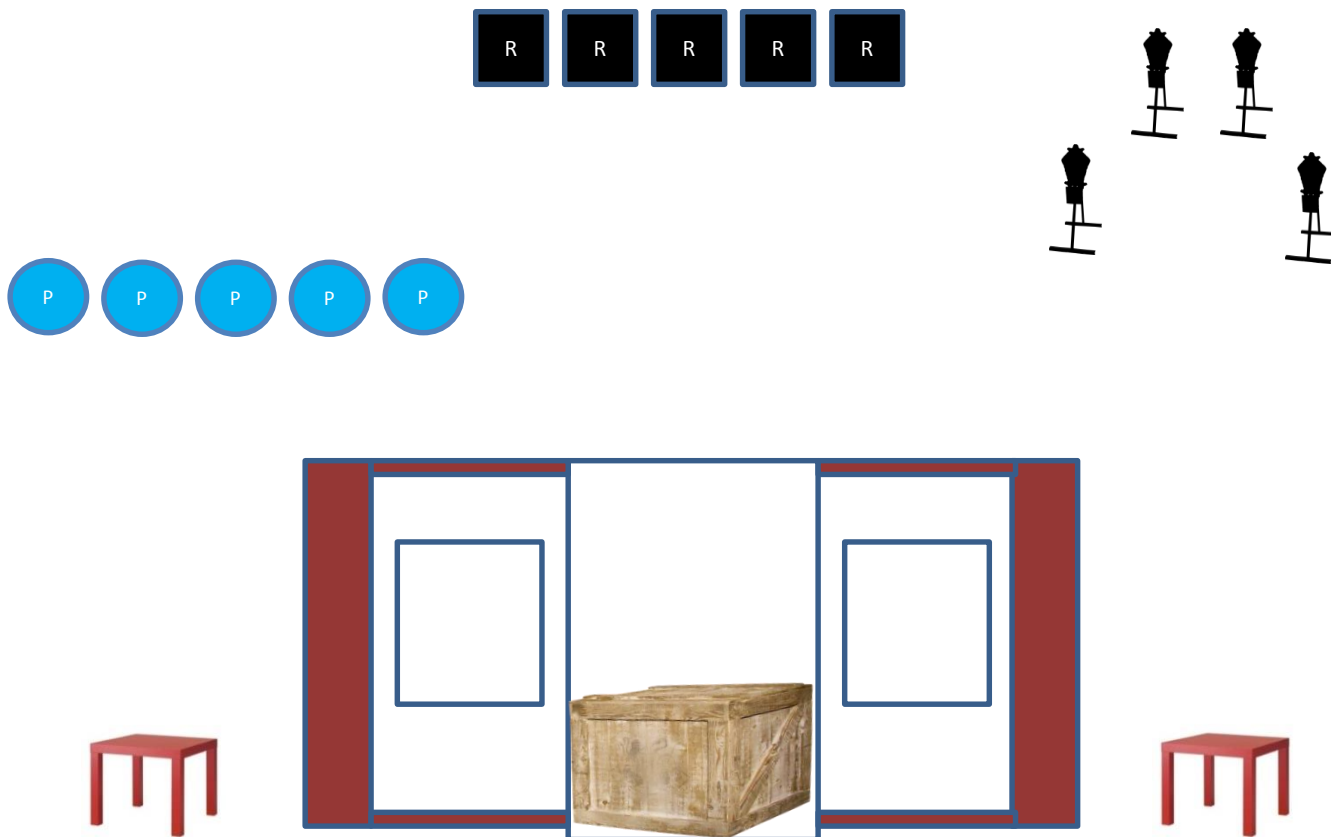
Shooting order – R, S, P, P or R, P, P, S.

Staging: Pistols holstered, Rifle staged on box in doorway. Shotgun staged in W2.

Starting Position: Shooter begins in any stance in the doorway, hands hovering over rifle.

Procedure: The shooter says “**Here they come!**” and waits for the beep. ATB:
Rifle – From the center doorway engage the rifle plate rack targets until down, remaining shots placed on the stationary target. Misses on the stationary targets count, and plate rack targets left standing count as misses. Pistols – From W3 using the pistols as necessary, engage the pistol targets with two separate Nevada sweeps, beginning on either end. Shotgun from W2 engage 4 shotgun targets until down.

Stage 3
Marshal's Office



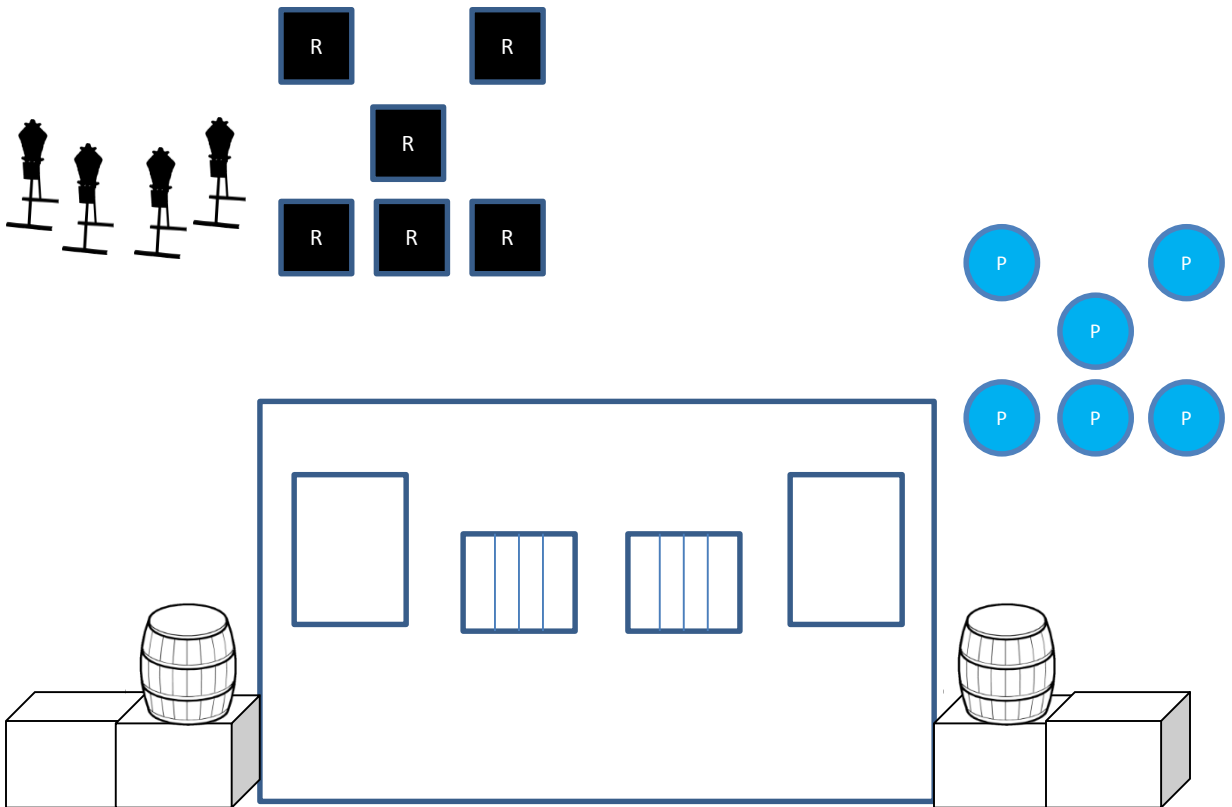
10 Pistol, 10 Rifle, 4+ Shotgun
Shooting order – S, R, P, P

Staging: Pistols holstered, Rifle on box in center doorway. Shotgun staged right side table.

Starting Position: Shooter begins in any stance at right side table, hands on hips.

Procedure: The shooter says “I’m stupefied!” and waits for the beep. ATB:
Shotgun – from the right side table engage 4 shotgun targets until down.
Rifle – from the center doorway engage the rifle targets in two 5 shot sweeps beginning on the same end. Pistols – From the left table using the pistols as necessary engage the pistol targets per the rifle instructions.

Stage 4
Depot



10 Pistol, 10 Rifle, 4+ Shotgun

Shooting order –S, R, P, P

Staging: Pistols holstered. Rifle staged in left side ticket window. Shotgun in hands.

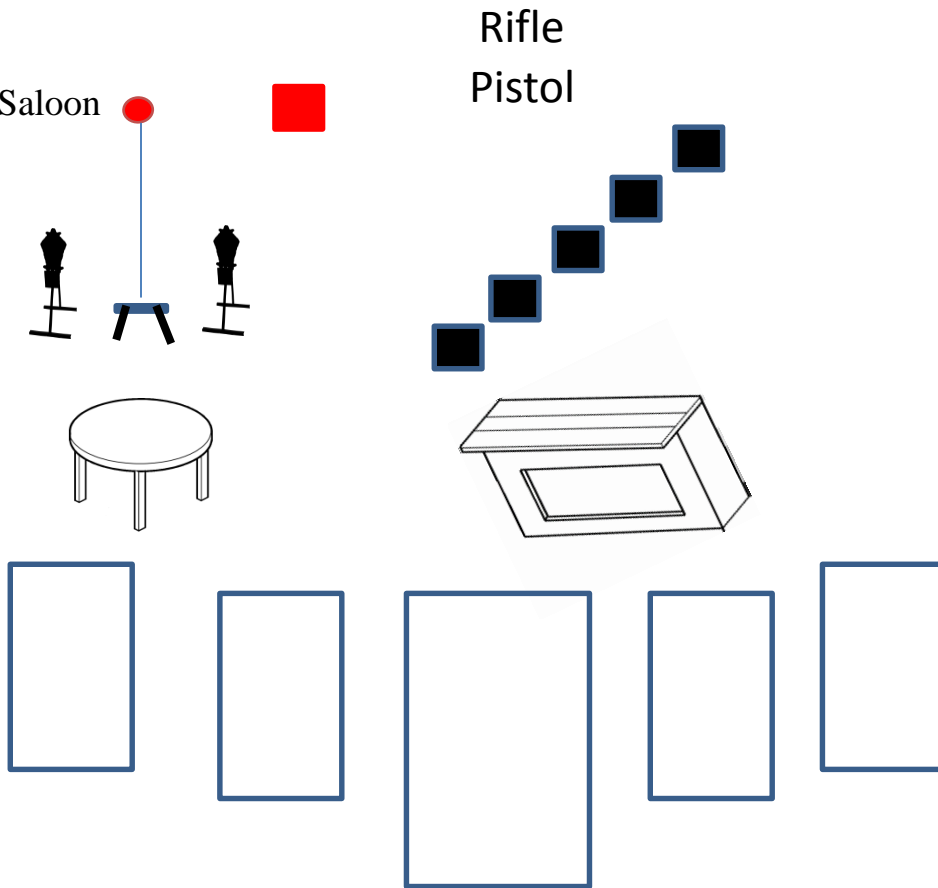
Starting Position: Shooter begins in any stance at the left side boxes, shotgun in hands.

Procedure: Shooter says “**Lookee’ the James boys!**” and waits for the beep.

ATB: Shotgun – from the left side boxes engage the 4 shotgun targets until down. Rifle – From left side ticket window engage the rifle targets with a single shot sweep on each of the bottom targets from the left, then double tap sweep the top targets from the left, then triple tap the center target.. Pistols – Using the pistols as necessary from the right side boxes engage the pistol targets per the rifle instructions.

Stage 5

Midnight Saloon



10 Pistol, 10 Rifle, 4+ Shotgun

Shooting order – R, P, P, S, or P, P, R, S, or P, R, P, S

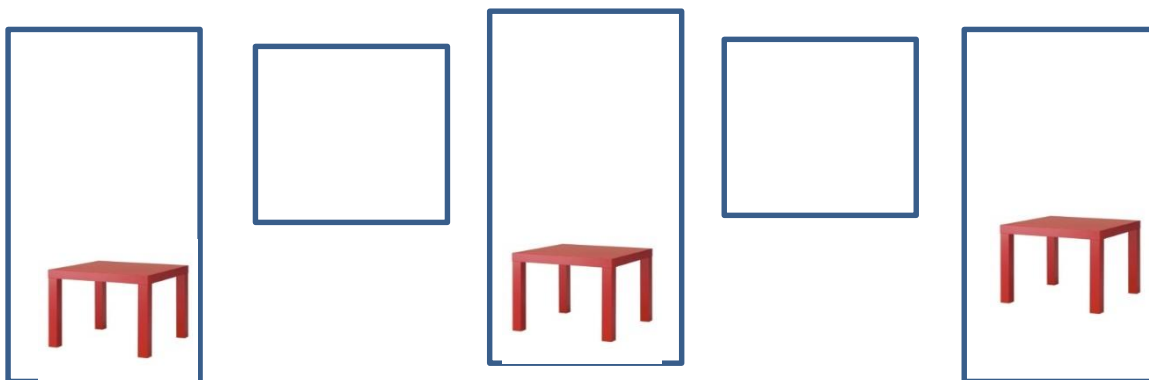

Staging: Pistols holstered. Rifle on bar. Shotgun on round table.

Starting Position: Shooter begins in any stance at the bar, hands at low surrender.

Procedure: Shooter says “**I’ll take a shot of redeye!**” and waits for the beep.

ATB: Rifle & Pistols – from the bar using the rifle and pistols as necessary in any order engage the R/P targets with 4 rounds each. Shotgun – from the round table engage the three shotgun targets and the flyer until down or broken, miss on the flyer is made up with one shot in the direction of the stationary target.

Stage 6
The Barber Shop



10 Pistol, 10 Rifle, 4+ Shotgun

Shooting order – R, S, P, P or R, P, P, S

Staging: Pistols holstered. Rifle staged on doorway table. Shotgun staged on right doorway table.

Starting Position: Shooter begins in any stance in center doorway, arms folded across chest.

Procedure: Shooter says “**How much for a bath?**” and waits for the beep. ATB:
Rifle – From the center doorway engage the rifle targets in a continuous Nevada sweep double tapping the end targets, beginning on either end. Pistol– Using the pistols as necessary from the left doorway engage the pistol targets per the rifle instructions. Shotgun – with the shotgun from the right side doorway engage the four shotgun targets until down.