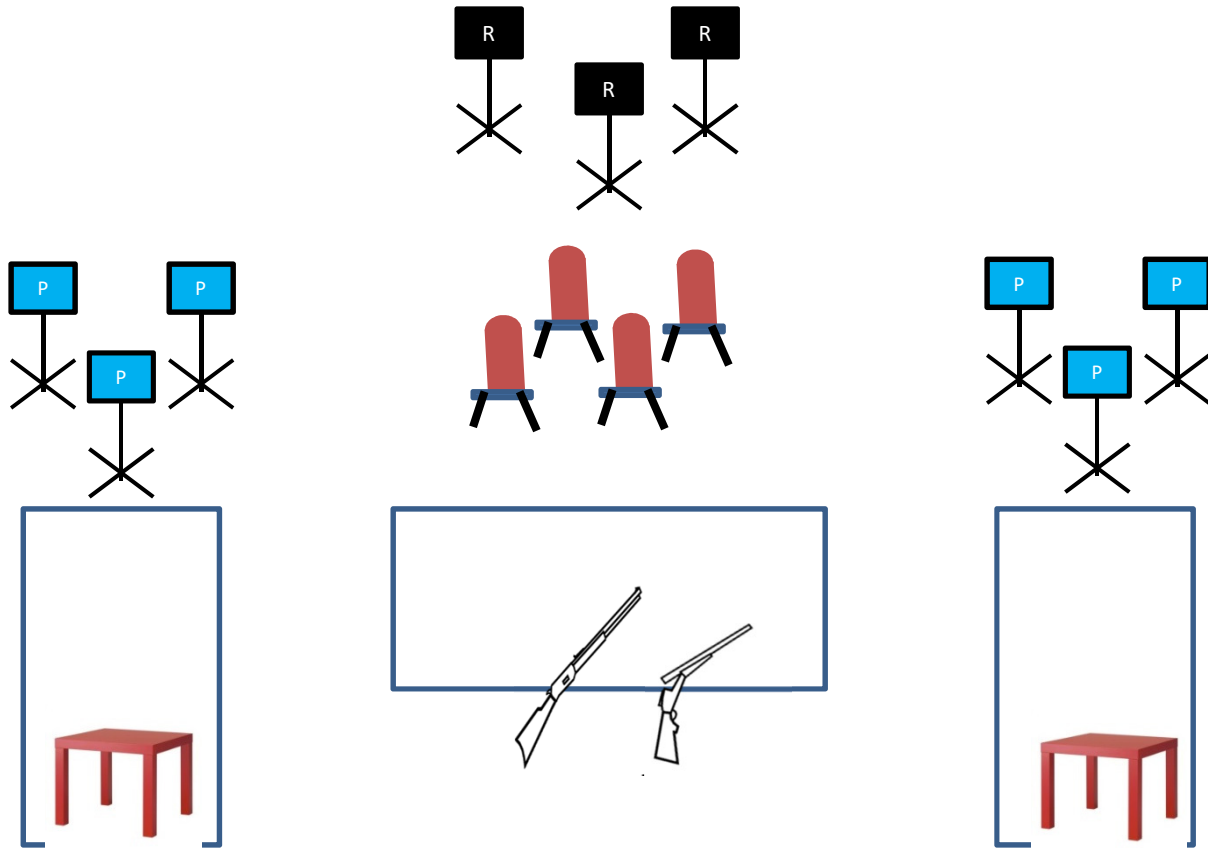


NOVEMBER 2017
WILD BUNCH MONTHLY MATCH
STAGE 1
STAGECOACH MERCANTILE
28 PISTOL 7 RIFLE 4 SHOTGUN

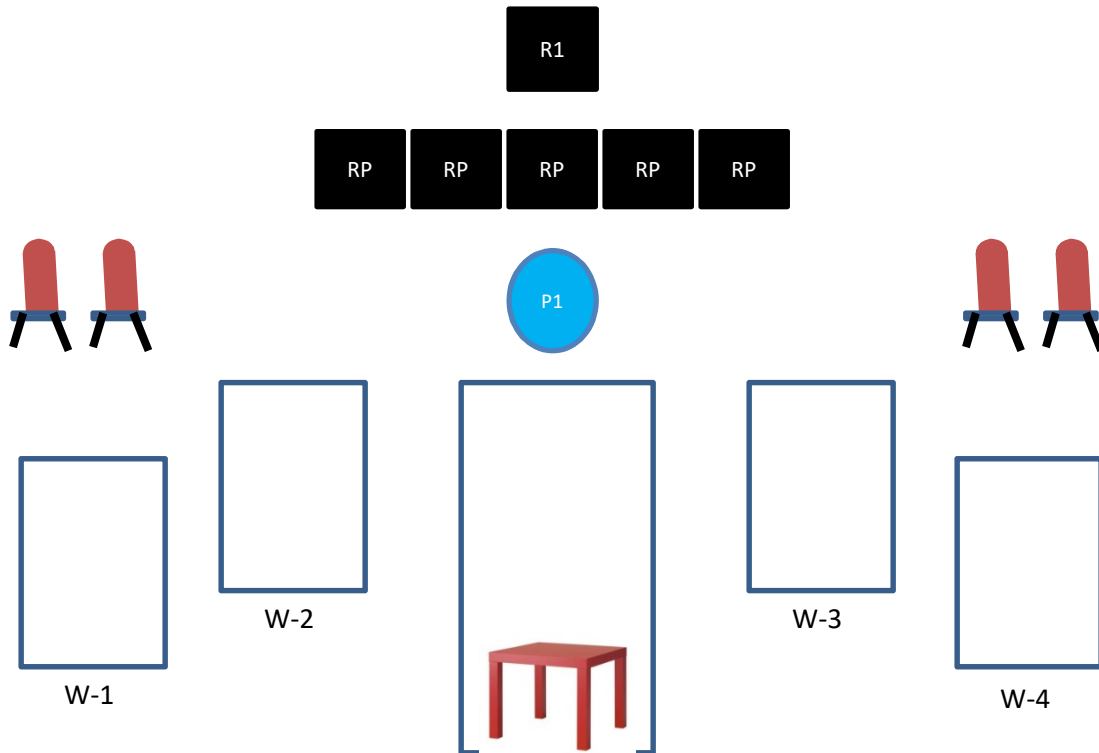


STAGING: Pistol loaded with a 7 round mag & holstered. Rifle loaded with 7 rounds & shotgun loaded with 4 rounds on center window shelf.

START POS: Shooter may start at any position and engage targets in any order, hand on pistol. When ready says: **“Thing’s are starting to look wintry around here!”**

PROCEDURE: ATB- from left doorway with pistol, engage “P” targets with a 2-3-2 sweep left to right. Repeat sequence right to left. Repeat sequences at right doorway. With rifle engage “R” targets with a seven round Nevada sweep starting on center target. With shotgun engage four shotgun targets.

**NOVEMBER 2017
WILD BUNCH MONTHLY MATCH
STAGE 2
FORT DEFIANCE
21 PISTOL 8 RIFLE 4 SHOTGUN**

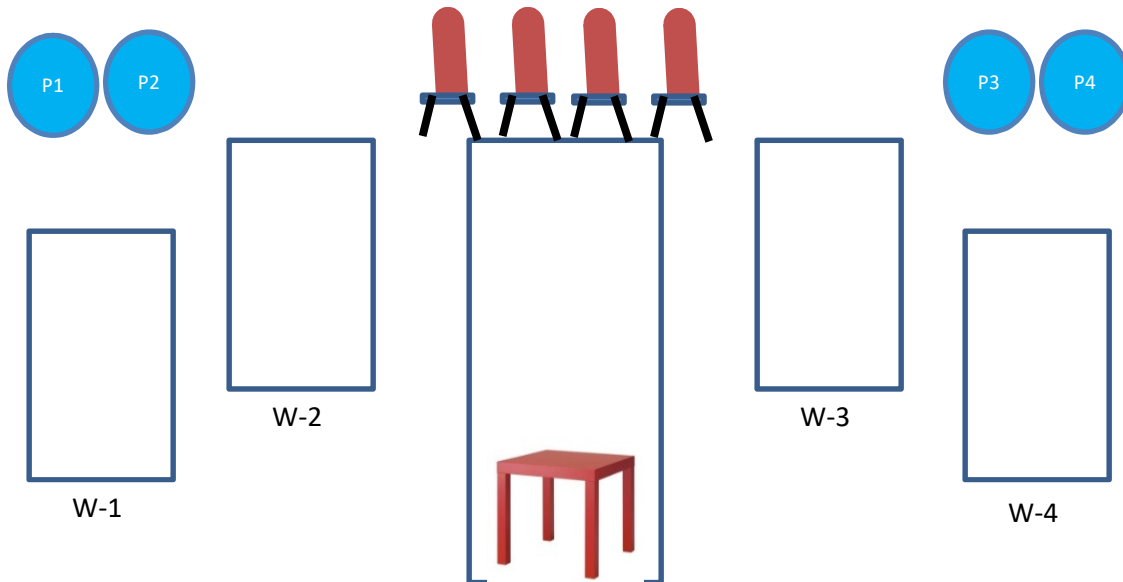


STAGING: Pistol loaded with a 7 round mag & holstered. Rifle loaded with 8 rounds at doorway table. Shotgun loaded with 4 rounds at either W1 or W4.

STARTING POS: Shooter may start at any position, hands on hat. When ready says: **“Haircut hell, I’ve been scalped!!”**

PROCEDURE: ATB- with shotgun engage 2 targets at W1 & 2 targets at W4. At doorway with rifle engage “R1”- twice and all other targets once each. With pistol engage each target 3 times each any order.

NOVEMBER 2017
WILD BUNCH MONTHLY MATCH
STAGE3
FORT DEFIANCE
28 PISTOL 10 RIFLE NO SHOTGUN

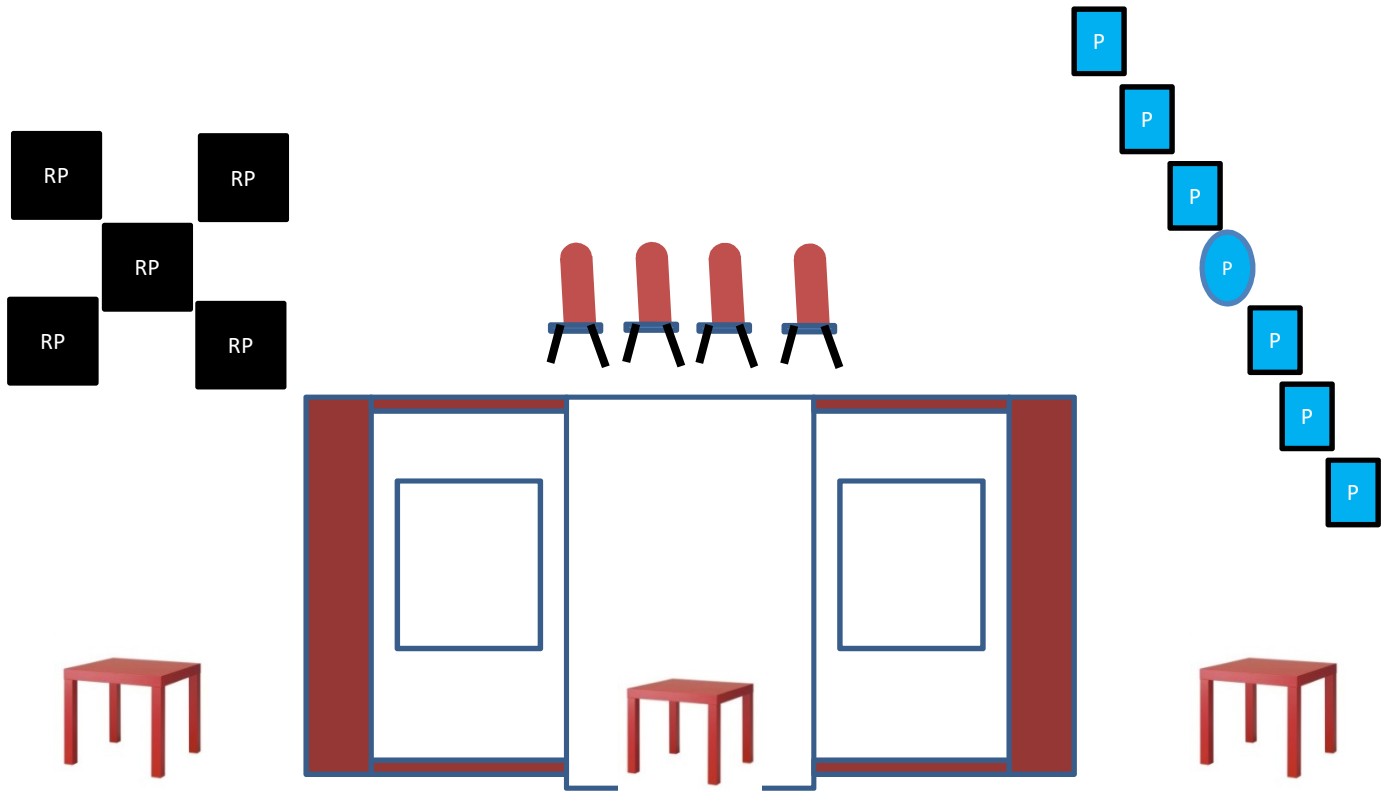


STAGING: Pistol loaded with a 7 round mag & holstered. Rifle loaded with 10 rounds at doorway table. No shotgun.

STARTING POS: Shooter starts at W1, hands on window frame. When ready says: **“I’m sick and tired of all this running around!!”**

PROCEDURE: ATB- with pistol engage P1 & P2 alternating for 7 rounds. Move to doorway and engage any 2 knockdown targets, THEN sweep R1-R5, repeat sequence. Make pistol safe. With rifle engage R1-R5 in a 1-2-4-2-1 sweep left to right. Retrieve pistol, move to W4 and repeat W1 pistol sequence on P3 &P4.

NOVEMBER 2017
WILD BUNCH MONTHLY MATCH
STAGE 4
MARSHALL'S OFFICE
28 PISTOL 5 RIFLE 4 SHOTGUN

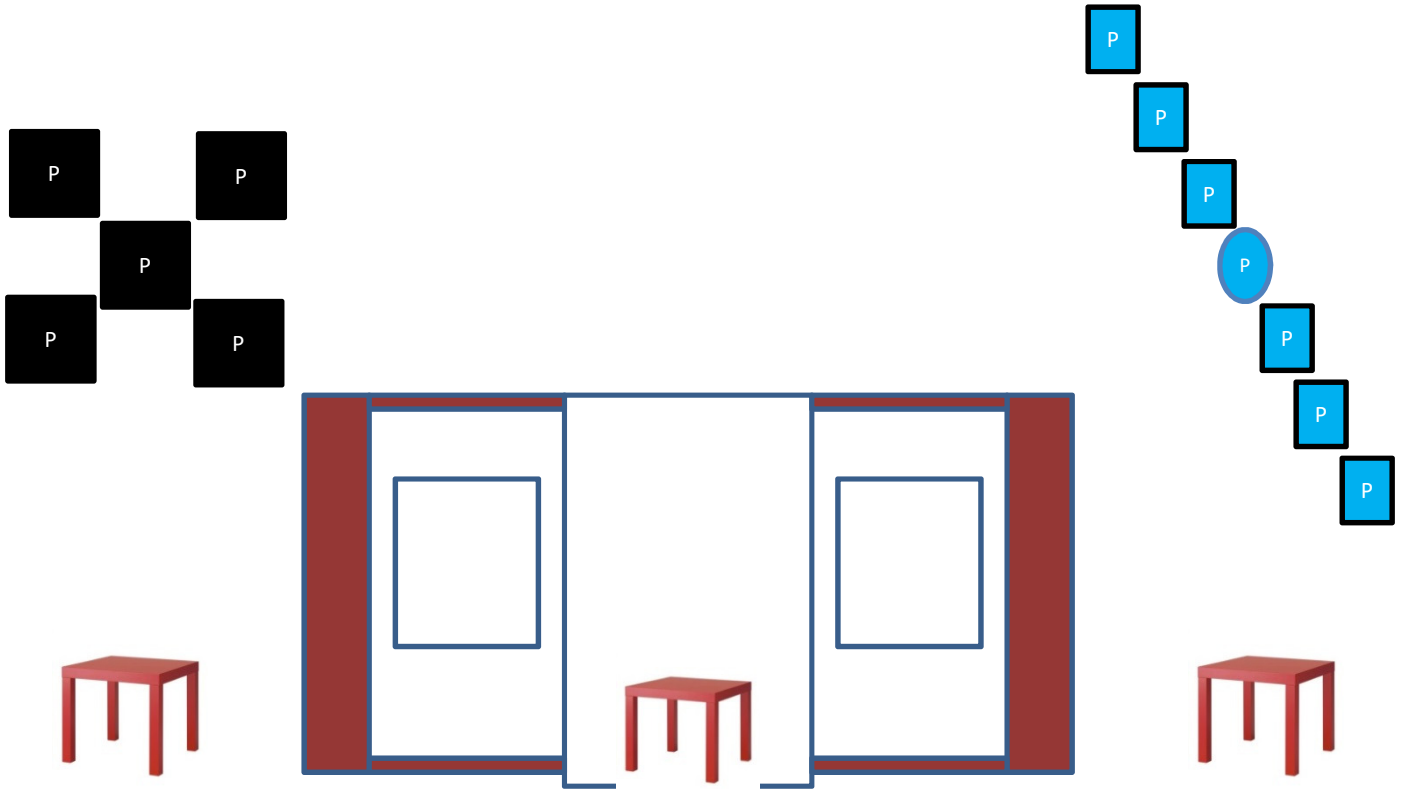


STAGING: Pistol loaded with a 7 round mag & holstered. Rifle loaded with 5 rounds on left outside table. Shotgun loaded with 4 rounds at doorway table.

STARTING POS: Shooter starts at left outside table, SASS default. When ready says: **“We don’t like LAW DOGS round here!”**

PROCEDURE: ATB- with rifle engage each “RP” target once. With pistol engage “RP” targets with two diagonal, 7 round Nevada sweeps starting on any outside target. Move to doorway make pistol safe. With shotgun engage 4 shotgun targets. Retrieve pistol, move to right outside table and engage each “P” target twice, any order.

NOVEMBER 2017
WILD BUNCH MONTHLY MATCH
STAGE 5
MARSHALL'S OFFICE
35 PISTOL



STAGING: Pistol loaded with a 7 round mag & holstered. No rifle or Shotgun.

STARTING POS: Shooter may start at either left or right outside table. When ready says: **“More bullets, I need more bullets!!”**

PROCEDURE: ATB- with pistol from left outside table, engage each outside “P” target once then center target 3 times. Move to right outside table and engage targets in a progressive sweep starting on either end. i.e. “ 1 on 1, 2 on 2, 3 on 3, 4 on 4, 5 on 5, 6 on 6 & 7 on 7”.