
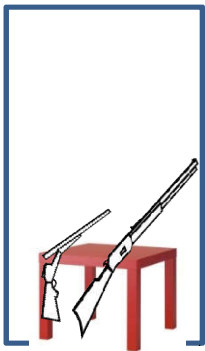
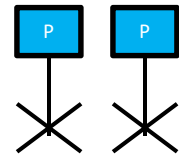
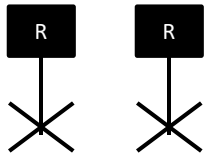
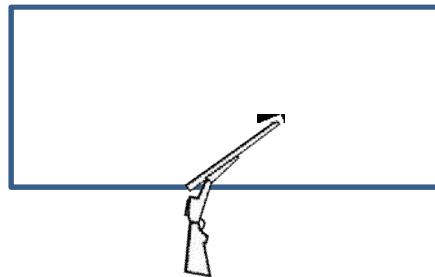

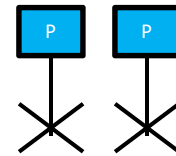
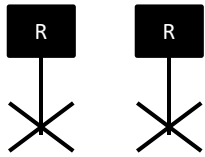


MARCH 2023 COWBOY ACTION  
STAGE 1  
THE STROMBERGER MERCANTILE  
10 REVOLVER 10 RIFLE 4+ SHOTGUN



- **STAGING:** Revolvers loaded with 5 rounds each-holstered. Rifle loaded with 10 rounds at left doorway table. Shotgun open/empty on left doorway table.
- **SHOOTING SEQUENCE:** R-S-P-P.
- **START POS:** Shooter starts at left doorway at SASS default. When ready says; "Let's Ride!"
- **PROCEDURE:** ATB: with rifle- engage "R" targets- double tap alternating for 10 rounds. With shotgun from Left doorway engage 2 SG targets until down. Move to window & engage 2 SG targets until down. From right doorway with revolvers engage "P" targets with same instructions as for the rifle.

MARCH 2023 COWBOY ACTION  
STAGE 2  
THE STROMBERGER MERCANTILE  
10 REVOLVER 10 RIFLE 4+ SHOTGUN



- **STAGING:** Revolvers loaded with 5 rounds each-holstered. Rifle loaded with 10 rounds on left doorway table. Shotgun open/empty in hands at window.

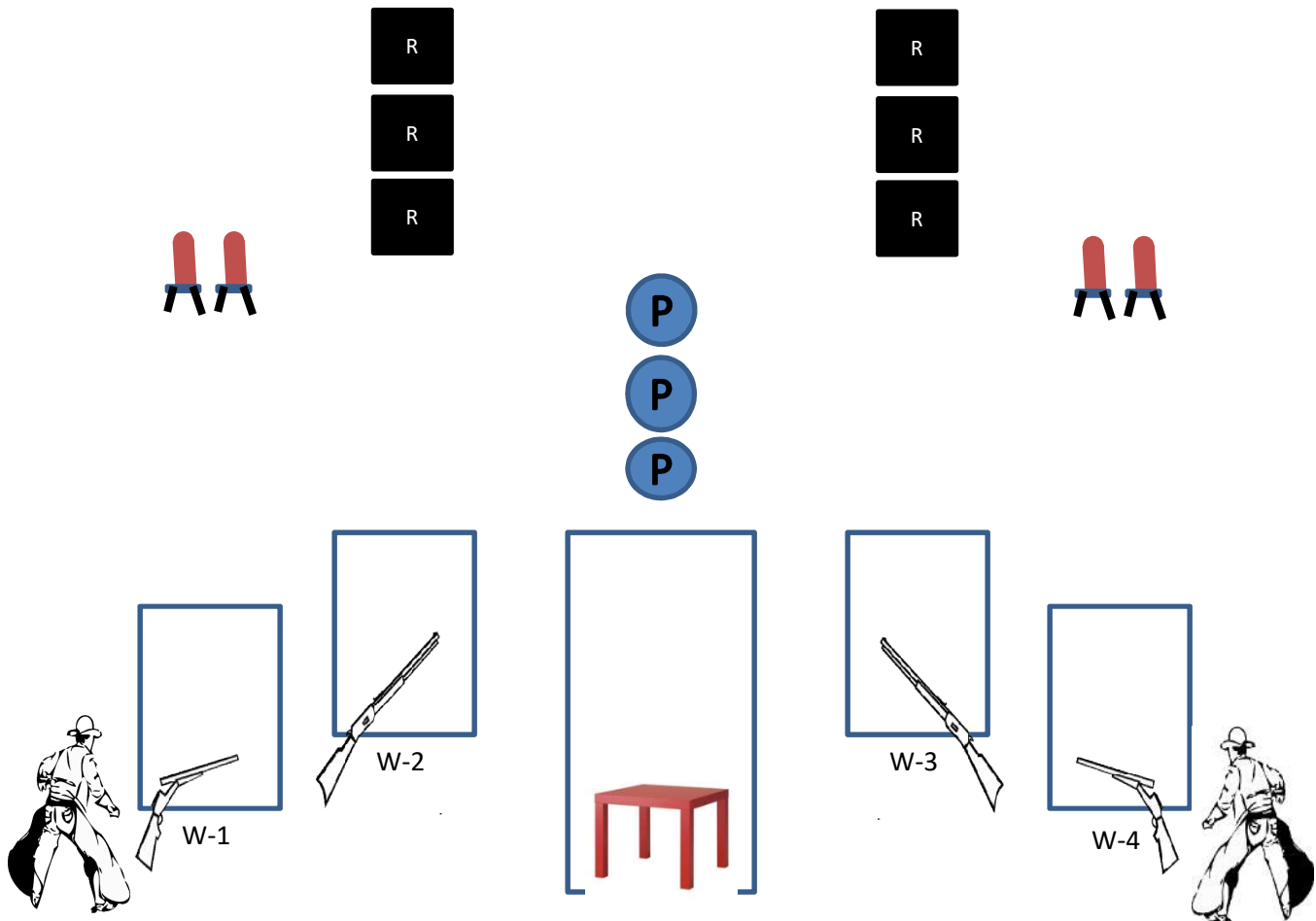
- **SHOOTING SEQUENCE:** S-R-P-P

- **START POS:** Shooter starts in center doorway, shotgun in hands. When ready shooter says: "Say When"

- **PROCEDURE:** ATB: engage 2 SG targets until down from window. Move to left doorway and engage 2 SG targets until down. With rifle engage "R" targets with a Lawrence Welk sweep, starting on either target. From right doorway with revolvers - engage "P" targets with same instructions as per the rifle.

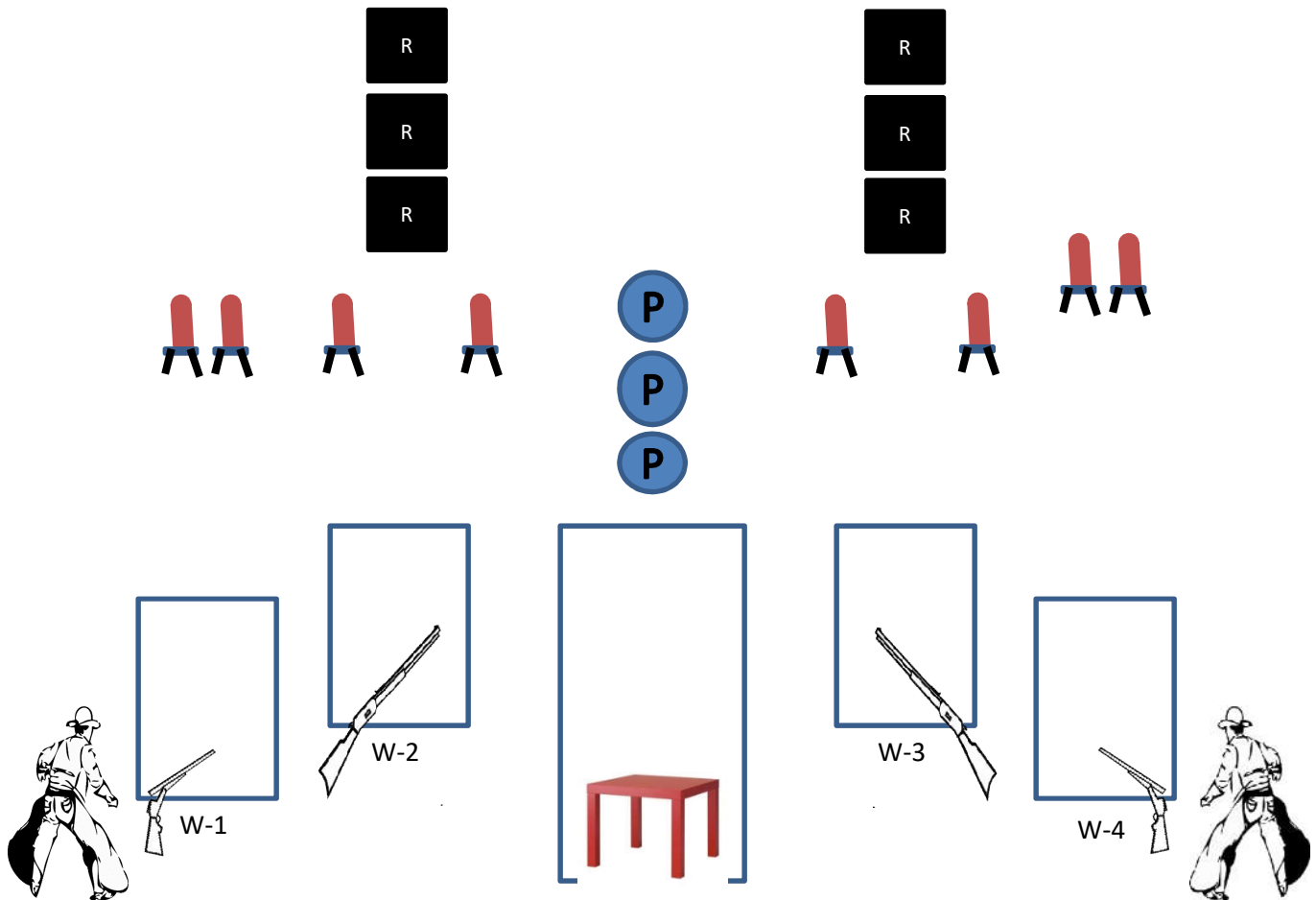
- Sequence: R/P1= 1 round, R/P2= 2 rounds, R/P1= 3 rounds, R/P2= 4 rounds.

MARCH 2023 COWBOY ACTION  
STAGE 3  
FORT DEFIANCE  
10 REVOLVER 10 RIFLE 2+ SHOTGUN



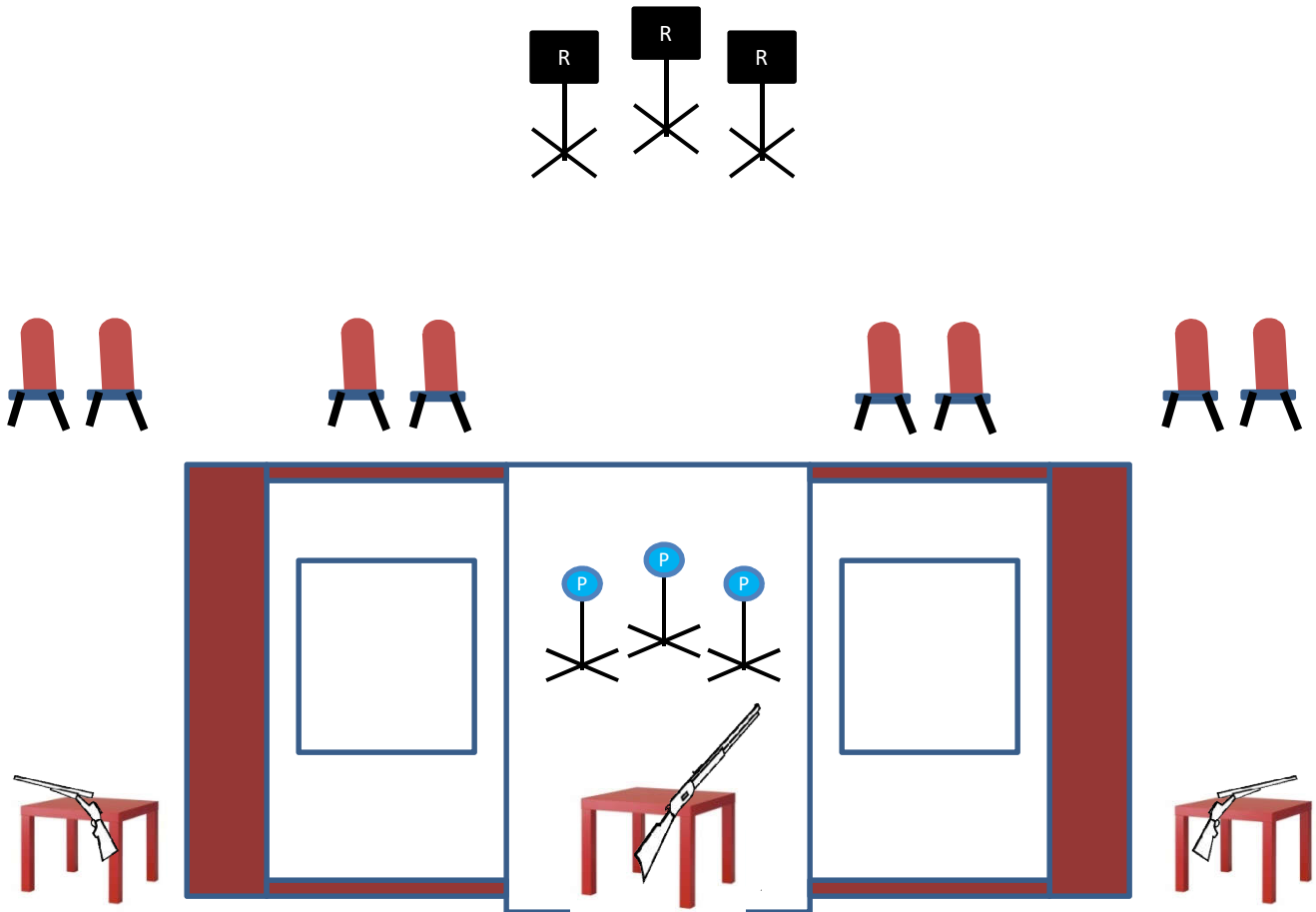
- **STAGING:** Revolvers loaded with 5 rounds each-holstered. Rifle loaded 10 rounds AT W-2 or W-3. Shotgun open/empty at W-1 or W-4.
- **SHOOTING SEQUENCE:** S-R-P-P.
- **START POS:** Shooter starts at W-1 or W-4, shotgun in hands. When ready shooters says: "It's about time!"
- **PROCEDURE:** ATB: with shotgun from W-1 or W-4 engage 2 shotgun targets until down. Move to W-2 or W-3 and with rifle engage "R" targets with a 3-5-2 sweep starting on top or bottom target. From doorway with revolvers repeat rifle instructions on "P" targets.

**MARCH 2023 COWBOY ACTION  
STAGE 4  
FORT DEFIANCE  
10 REVOLVER 10 RIFLE 4+ SHOTGUN**



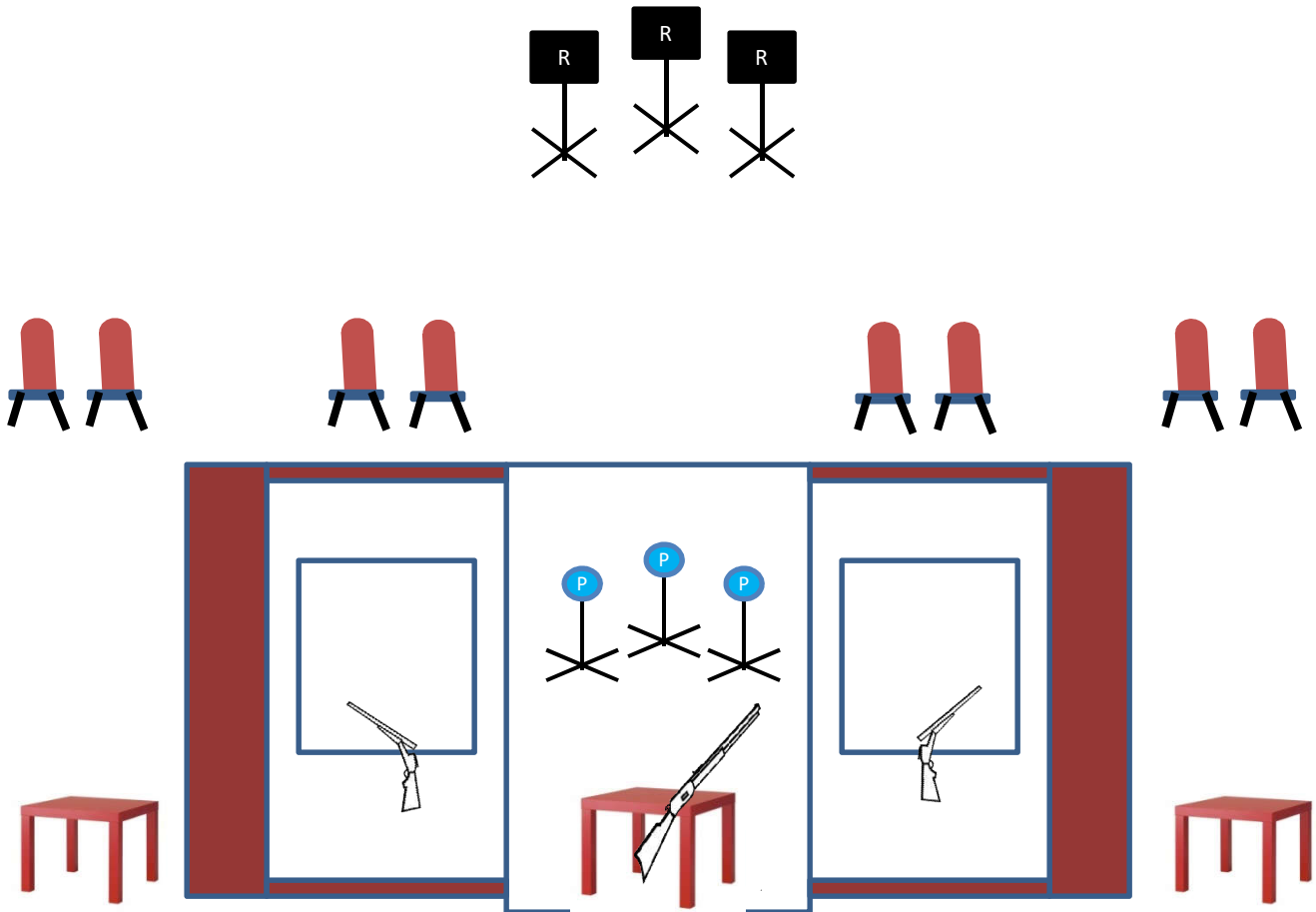
- **STAGING:** Revolvers loaded with 5 rounds each-holstered. Rifle loaded 10 rounds at W-2 or W-3. Shotgun open/empty at W-1 or W-4.
- **SHOOTING SEQUENCE:** S-R-P-P.
- **START POS:** Shooter starts at W-1 or W-4, one hand on SG other hand on shells.
- **PROCEDURE:** When ready shooter says: "getting' low on ammo! ".
- **ATB:** with shotgun from W-1or W-4 engage 2 SG targets until down. Move to W-2 or W-3 and engage 2 SG targets until down. From W-2 or W-3 with rifle engage "R" targets with a 2-1-4-1-2 Nevada sweep starting on either top or bottom target. From doorway with revolvers engage "P" targets with same instructions as rifle: 2-1-4-1-2 sweep from either end.

MARCH 2023 COWBOY ACTION  
STAGE 5  
THE MARSHALL'S OFFICE  
10 REVOLVER 10 RIFLE 4+ SHOTGUN



- **STAGING:** Revolvers loaded with 5 rounds each-holstered. Rifle loaded 10 rounds on center doorway table. Shotgun open/empty at either left or right outside table.
- **SHOOTING SEQUENCE:** S-R-P-P. Gunfight may be shot left to right or right to left.
- **START POS:** Shooter starts at either left or right outside table with shotgun in hands.
- **PROCEDURE:** When ready shooter says; "Ready when you are".
- **ATB:** with shotgun engage 2 shotgun targets from outside table, move to nearest window and engage 2 shotgun targets. Move to center doorway table and with rifle engage each outside "R" target with 3 rounds each then center "R" target with 4 rounds. With revolver repeat rifle sequence on pistol targets.

MARCH 2023 COWBOY ACTION  
STAGE 6  
THE MARSHALL'S OFFICE  
10 REVOLVER 10 RIFLE 4+ SHOTGUN



- **STAGING:** Revolvers loaded with 5 rounds each-holstered. Rifle loaded 10 rounds on center doorway table. Shotgun open/empty at either left or right outside table.
- **SHOOTING SEQUENCE:** R-P-P-S.
- **START POS:** Shooter starts at doorway rifle in hands.
- **PROCEDURE:** When ready shooter says; " Turn me loose buckshot!"
- **ATB:** at doorway with rifle engage "R" targets- alternating double tap outside targets for 4 rounds, then place 5<sup>th</sup> round on center "R" target. Then repeat sequence. With revolvers from doorway repeat rifle instructions on "P" targets. Move to either left or right window and engage 2 SG targets, then move to an outside table and engage 2 SG targets.