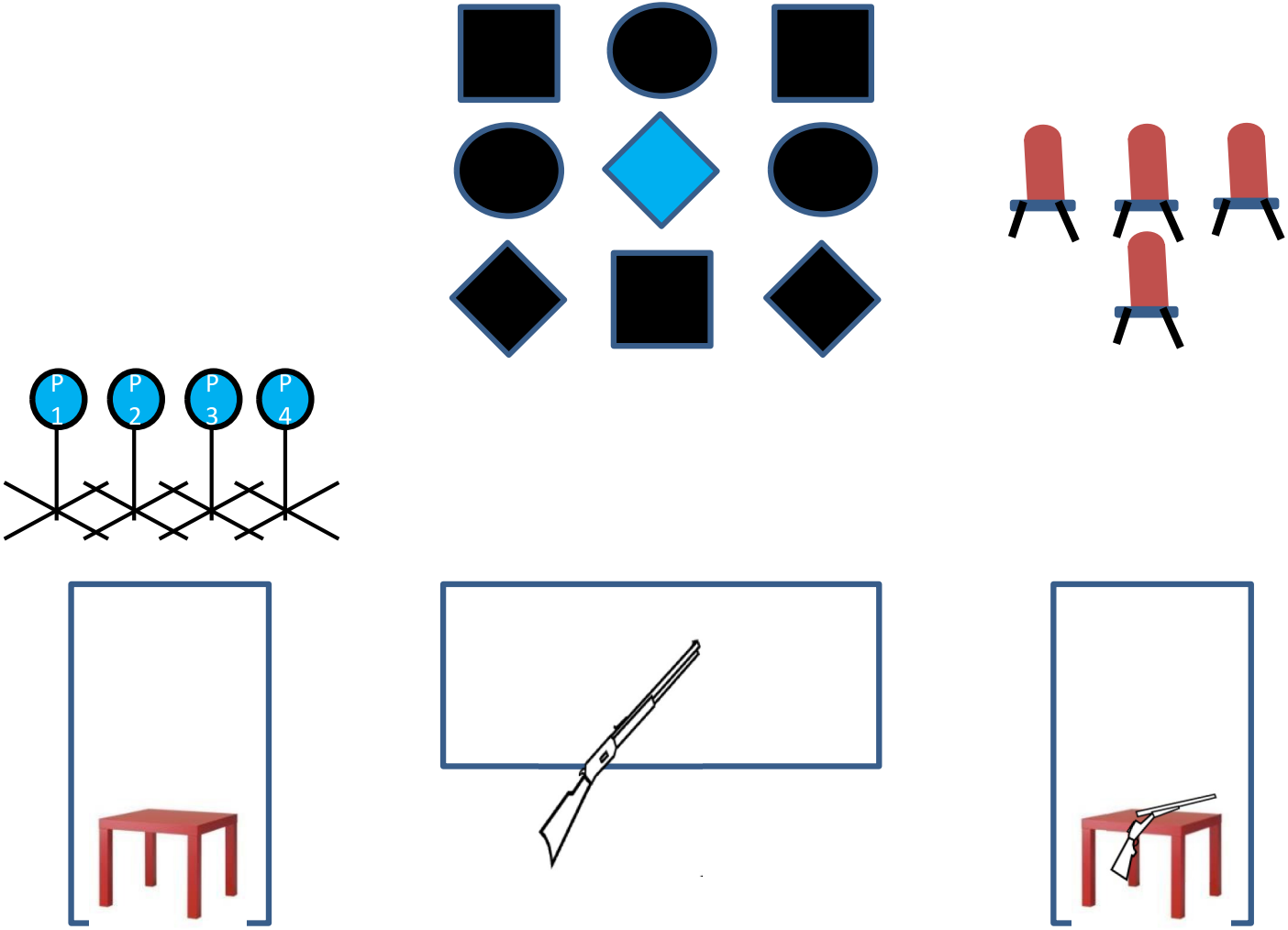


**COWBOY ACTION MATCH
JUNE 2018
STAGE 1
STAGECOACH MERCANTILE**



10- Revolver 10- Rifle 4+ Shotgun

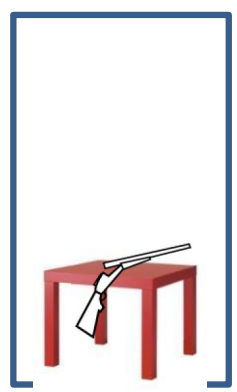
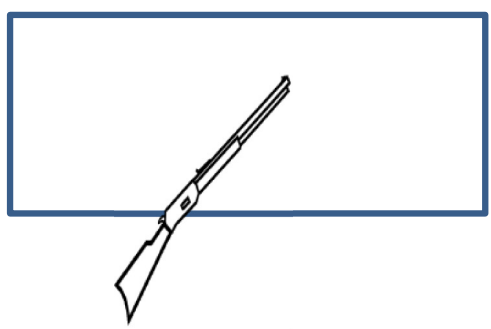

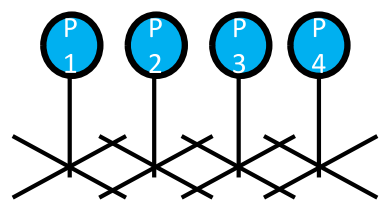
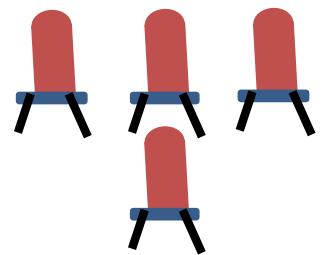
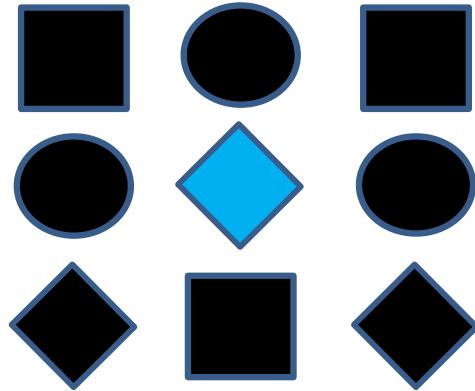
STAGING: Revolvers holstered. Rifle staged on window shelf. Shotgun open/empty on right doorway table.

START POS: Shooter starts in either doorway, hands on hat.

PROCEDURE: When ready shooter says: "I'll have some sweet candy & a chaw of tobackie."

ATB: from left doorway with revolvers engage "P" targets as follows: P2-P3-P2-P3-P1-P2-P3-P4-P2-P3. Move to window and with rifle engage each outside target once then center target twice. Move to right doorway and engage four shotgun targets.

COWBOY ACTION MATCH
JUNE 2018
STAGE 2
STAGECOACH MERCANTILE



- **10 REVOLVER 9 RIFLE 4+ SHOTGUN**

STAGING: Revolvers holstered. Rifle in hands. Shotgun open/empty on right doorway table.

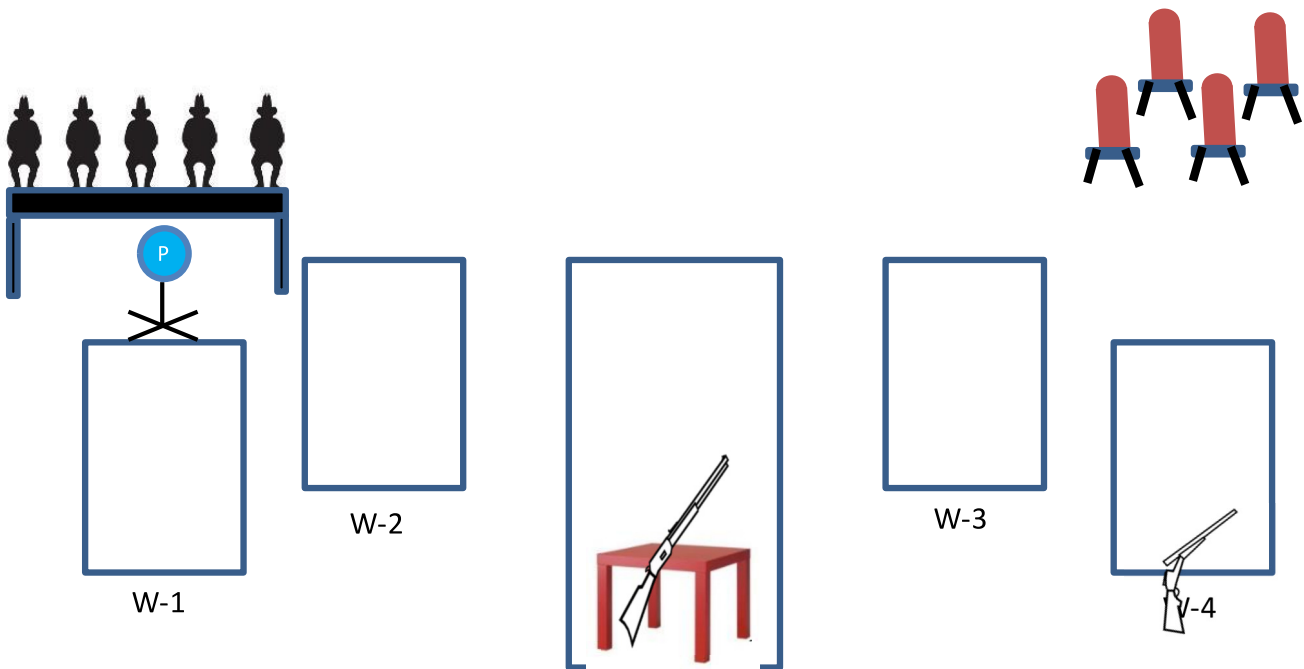
START POS: Shooter starts at window, rifle in hands.

PROCEDURE: When ready shooter says: "I've got a bead on ya Jake, don't move!"

ATB: With rifle engage each target once. Move to either doorway. At left doorway with revolvers engage "P" targets with a reverse progressive sweep.

P1=4, P2=3, P3=2, P4=1. At right doorway with shotgun engage 4 shotgun targets until down.

COWBOY ACTION MATCH
JUNE 2018
STAGE 3
FORT DEFIANCE



- **10 REVOLVER 10 RIFLE 4+ SHOTGUN**

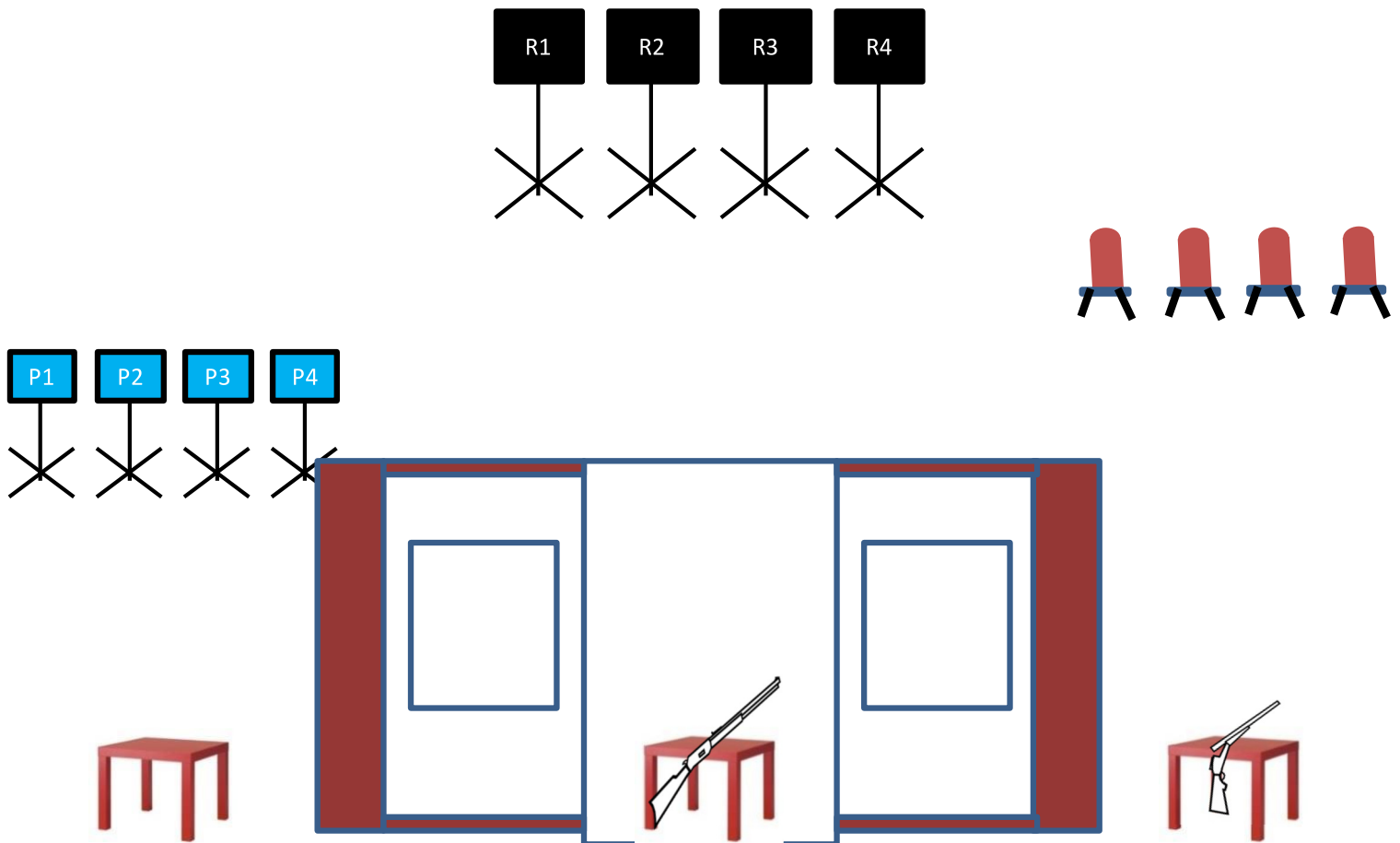
STAGING: Revolvers holstered. Rifle on doorway table. Shotgun open/empty in W4.

START POS: Shooter may start at W1 or W4. Hands on window frame.

PROCEDURE: When ready shooter says: "Two Lieutenants don't make a Captain, private!"

ATB: From W1, with revolvers alternate between Cowboy plate rack and stationary target, starting on cowboy plate rack, either end. Move to doorway and with rifle engage "R" targets with a Nevada Double Tap (on end targets) sweep: (1.1.2.3.4.4.3.2.1.1) starting on either end. Move to W4 and engage 4 shotgun targets until down.

COWBOY ACTION MONTHLY MATCH
JUNE 2018
STAGE 4
THE MARSHALL'S OFFICE



- 10 REVOLVER 10 RIFLE 4+ SHOTGUN

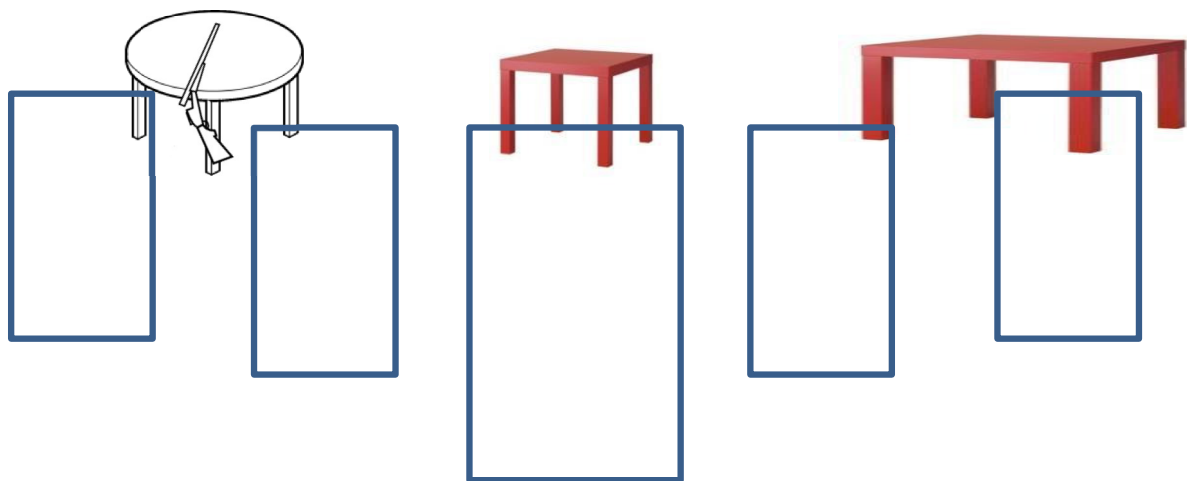
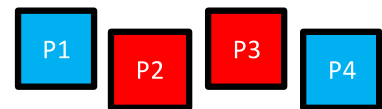
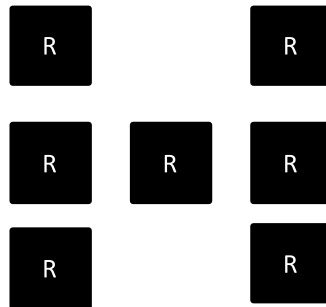

STAGING: Revolvers holstered. Rifle on doorway table. Shotgun open/empty on right side table.

START POSITION: Shooter may start at either end table. Hands on revolvers.

PROCEDURE: When ready shooter says: "Wildcat Cliff is getting away, Marshall John!"

ATB: From left table with revolvers engage "P" targets with a Major Sweep: 1.2.3.4.3.3.2.2.1.1. Move to doorway and with rifle repeat sequence on "R" targets: 1.2.3.4.3.3.2.2.1.1. Move to right table and engage 4 shotgun targets until down.

**COWBOY ACTION MONTHLY MATCH
JUNE 2018
STAGE 5
THE MIDNIGHT STAR SALOON**



- **10 REVOLVER 10 RIFLE 4+ SHOTGUN**

STAGING: Revolvers holstered. Rifle in hands in saloon doorway. Shotgun open/empty on Poker table.

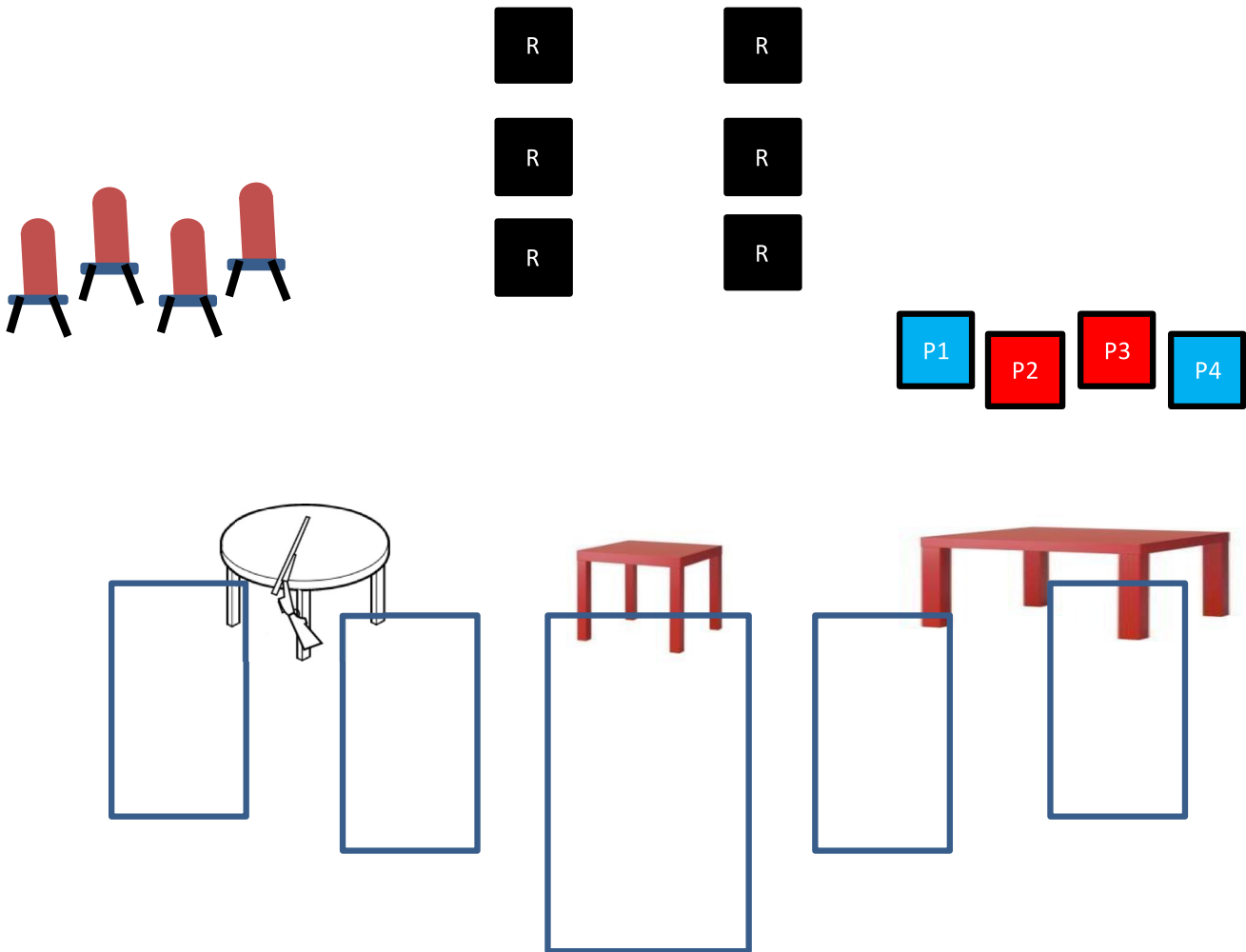
START POSTION: Shooter starts in saloon doorway with rifle at the ready.

PROCEDURE: When ready shooter says: "One more for the road barkeep."

ATB: With rifle engage outside "R" targets once each then center target 4 times. Move to either Poker table or Bar, make rifle safe. At Poker table engage 4 shotgun targets until down. Move to Bar and with revolvers engage "P" targets with an Hombre sweep: P2 & P3- center targets 3 times each then sweep targets L to R.

(2.2.2, 3.3.3, 1,2,3,4)

COWBOY ACTION MONTHLY MATCH
JUNE 2018
STAGE 6
THE MIDNIGHT STAR SALOON



- **10 REVOLVER 10 RIFLE 4+ SHOTGUN**

STAGING: Revolvers holstered. Rifle in hands. Shotgun open/empty on Poker table.

START POSTION: Shooter start in saloon doorway rifle pointed at targets.

PROCEDURE: When ready shooter says: "Cold beer and leave the keg!"

ATB: with rifle engage each vertical target set with a 2-1-2 sweep, starting on either set, top or bottom target. Move to either the Poker table or the bar, and make rifle safe. At poker table engage 4 shotgun targets until down. Move to Bar and with revolvers engage "P" targets with a 3-2-2-3 sweep starting on either end.