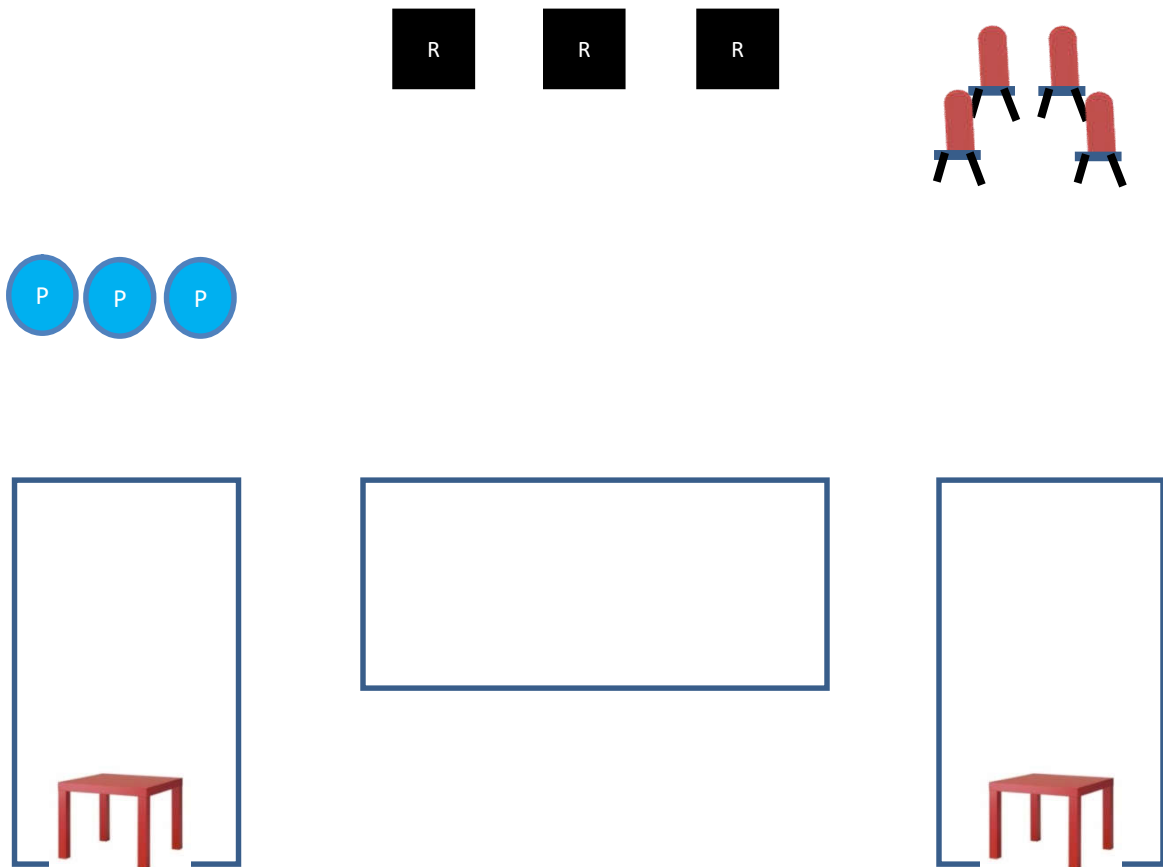


**JUNE 2019 COWBOY MONTHLY
STAGE ONE
STAGECOACH MERCANTILE
10 REVOLVER 10 RIFLE 4+ SHOTGUN**



SHOOTING ORDER: R-P-P-S or R-S-P-P

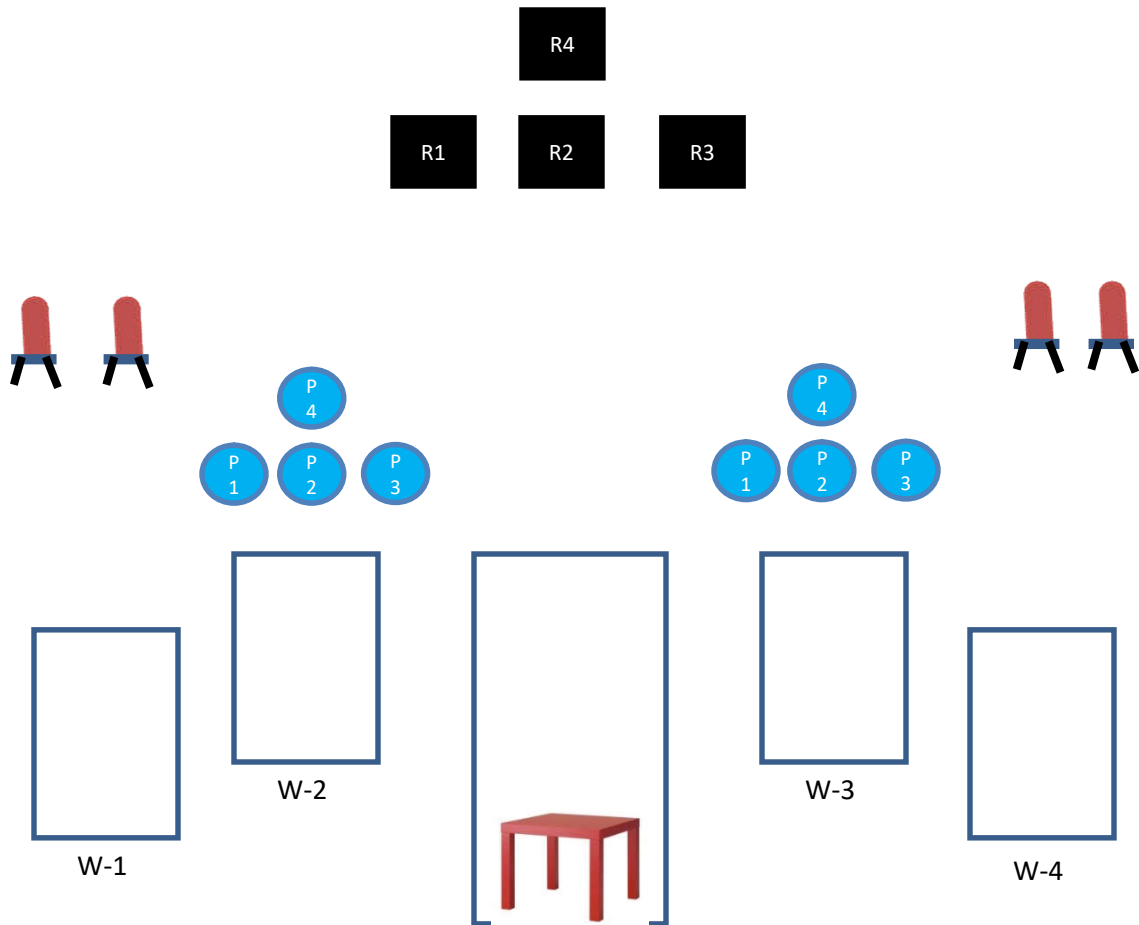
STAGING: Revolvers holstered. Rifle in hands. Shotgun open/empty staged anywhere safely.

START POS: Shooter starts in main doorway rifle in hands. Shooter will be shooting thru center window.

PROCEDURE: When ready shooter says: **“box of .44 cartridges”**

ATB: from main doorway with rifle engage center “R” target twice then sweep “R” targets from either end. Repeat sequence. Make rifle safe. From left doorway engage revolver “P” targets same as rifle instructions. At right doorway engage 4 shotgun targets until down.

**JUNE 2019 COWBOY MONTHLY
STAGE TWO
FORT DEFIANCE
10 REVOLVER 10 RIFLE 2+ SHOTGUN**



SHOOTING ORDER: S-R-P-P

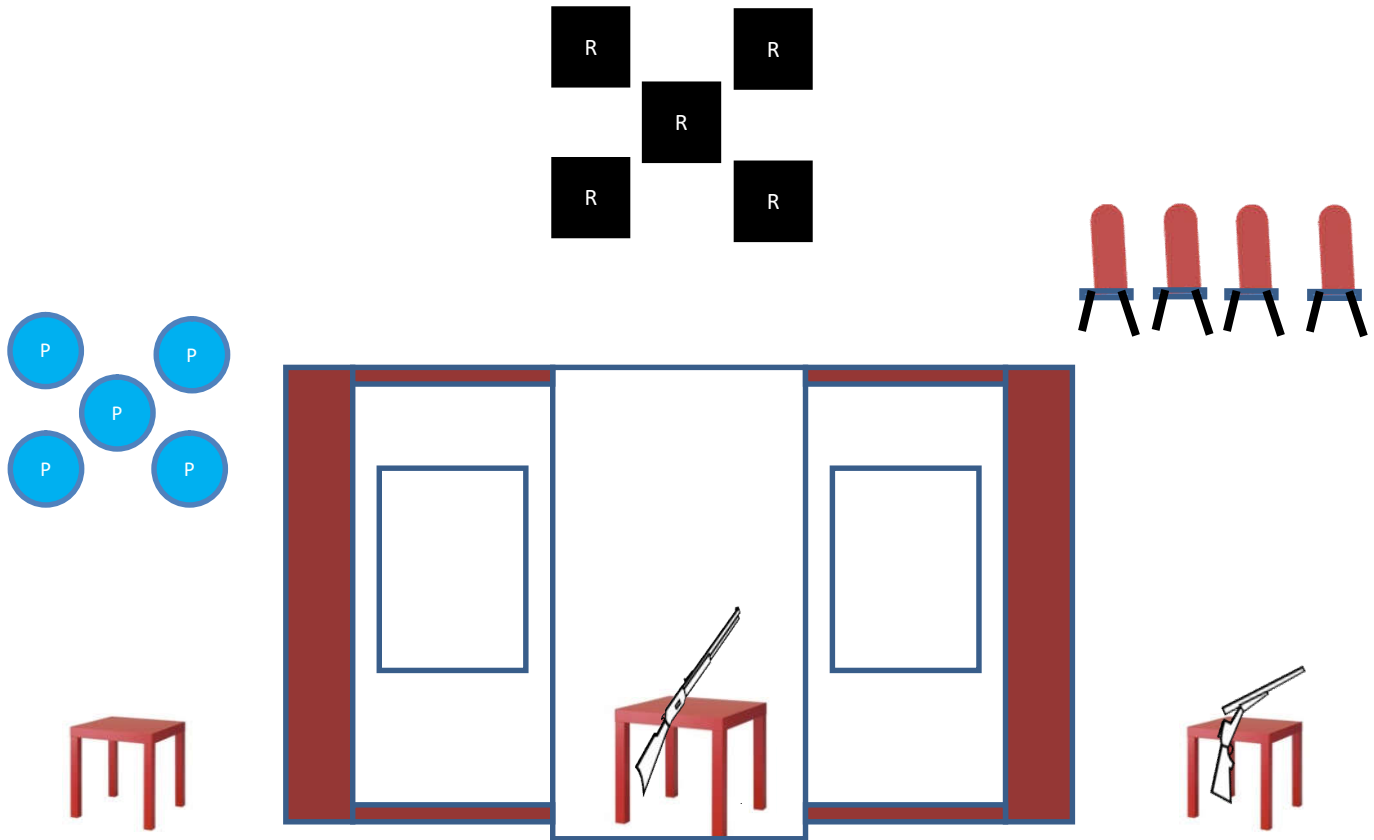
STAGING: Revolvers holstered. Rifle on Doorway table. Shotgun open/empty at W-1 or W-4.

START POS: Shooter starts at either W-1 or W-4. Hands at low surrender.

PROCEDURE: When ready shooter says: **“Looks like Grizzly Dave drew KP duty today!”**

ATB: from W-1 or W-4 engage 2 shotgun targets until down. Move to doorway and with rifle sweep R-1 thru R-3 from either end then double tap upper R-4 target. Repeat sequence. With revolvers from either W2 or W3 repeat rifle sequence on “P” targets.

**JUNE 2019 COWBOY MONTHLY
STAGE THREE
THE MARSHALL'S OFFICE
10 REVOLVER 10 RIFLE 4+ SHOTGUN**



SHOOTING ORDER: P-P-R-S or S-R-P-P

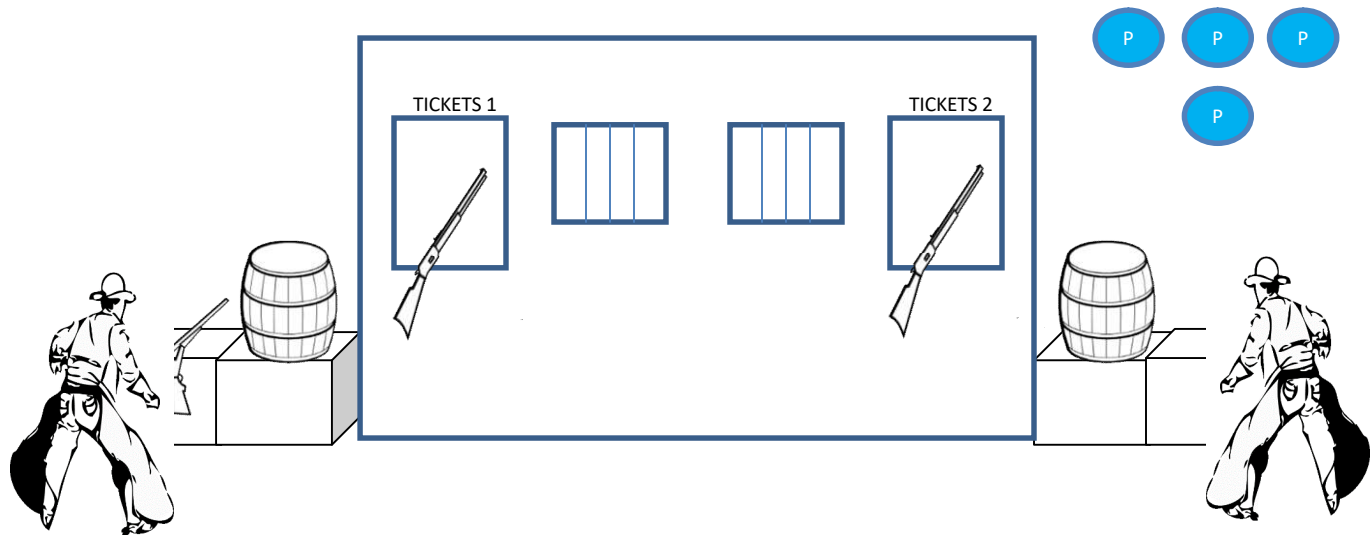

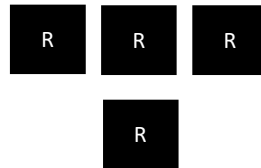
STAGING: Revolvers holstered. Rifle staged on doorway table. Shotgun open/empty staged anywhere safely.

START POS: Shooter may start at either left or right outside table. Thumbs hooked in gun belt.

PROCEDURE: When ready shooter says: **“There’s a fight over at the saloon Marshall!”**

ATB: from right outside table with the shotgun engage 4 shotgun targets until down. At doorway table with rifle engage “R” targets with two diagonal 5 round Nevada sweeps starting on any outside target. Each diagonal must be engaged. From left outside table with revolvers repeat rifle sequence on “P” targets.

**JUNE 2019 COWBOY MONTHLY
STAGE FOUR
PAWNEE TRAIN STATION
10 REVOLVER 10 RIFLE 4+ SHOTGUN**



SHOOTING ORDER: S-R-P-P or P-P-R-S

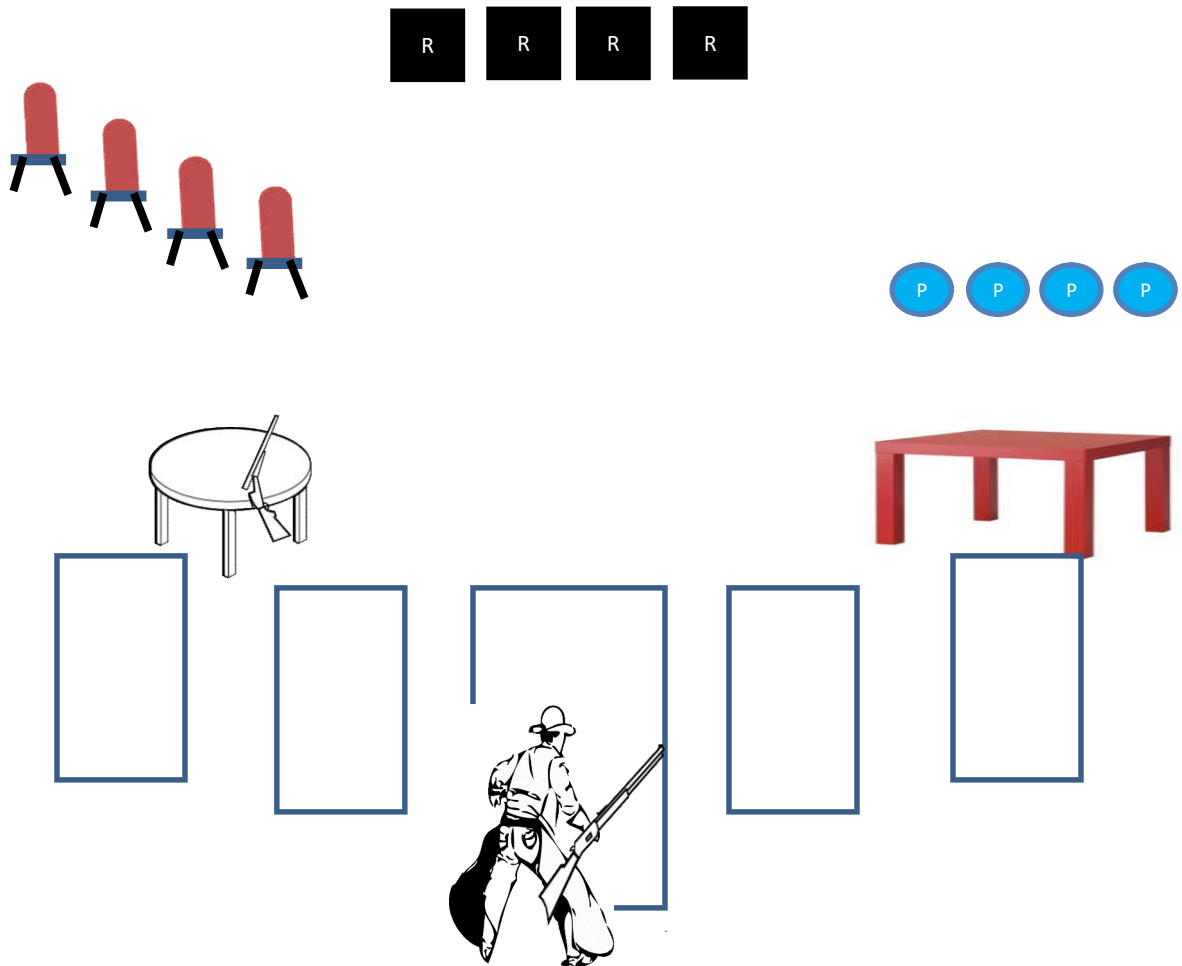
STAGING: Revolver/s in hands, barrel/s touching crate. Rifle staged in Ticket window 1 or 2 . Shotgun open/empty in hands, barrel touching crate.

START POS: Shooter may start at either left or right crate, shotgun in hands, barrel touching crate, or revolver/s in hand/s, barrel/s touching crate.

PROCEDURE: When ready shooter says: **“Wasn’t the train suppose to stop here?”**

ATB: from left crate with shotgun engage 4 shotgun targets until down. With rifle from either Ticket window engage rifle “R” targets with an anchor Nevada sweep starting on anchor target. With revolvers from right crate repeat rifle sequence on “P” targets.

**JUNE 2019 COWBOY MONTHLY
STAGE FIVE
THE MIDNIGHT STAR SALOON
10 REVOLVER 10 RIFLE 4+ SHOTGUN**



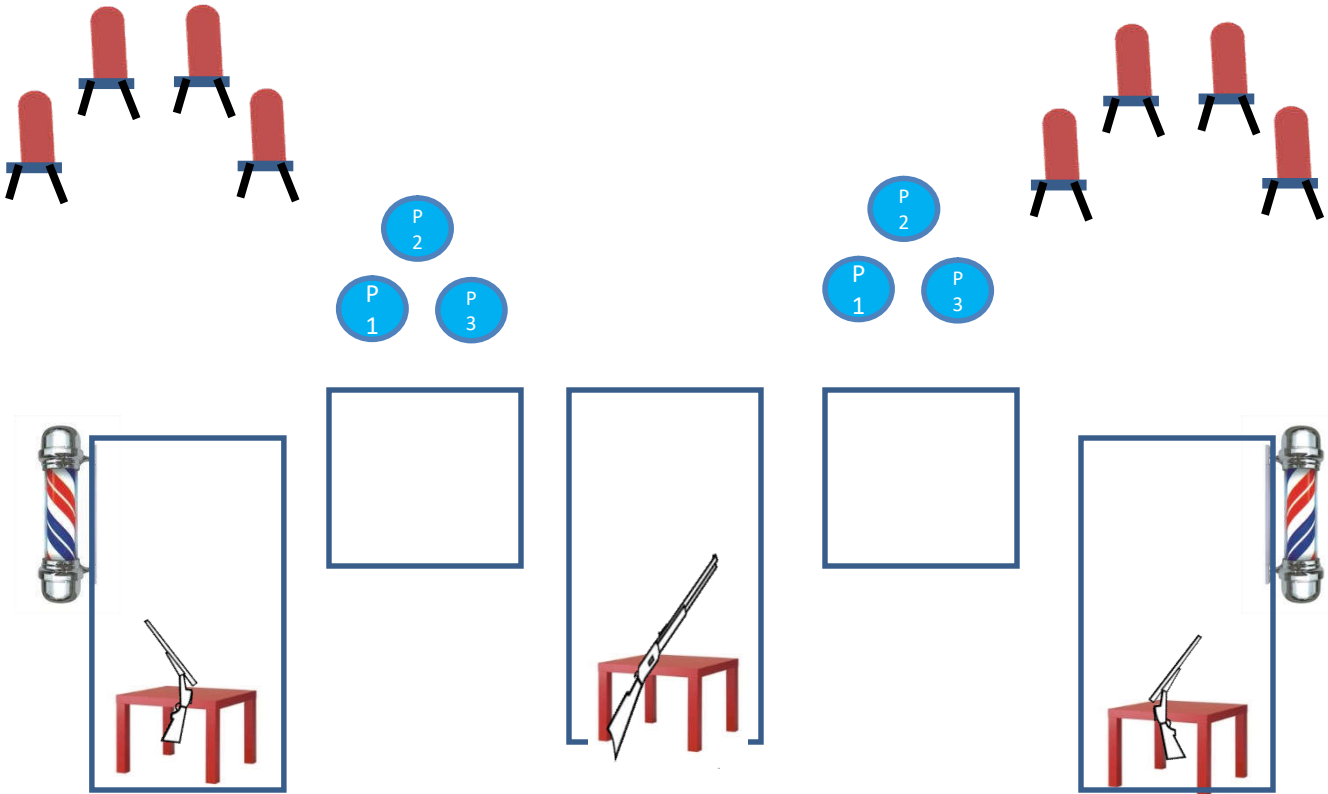
SHOOTING ORDER: R-S-P-P or R-P-P-S

STAGING: Revolvers holstered. Rifle in hands in doorway. Shotgun open/empty on Poker table.

START POS: Shooter starts in saloon doorway with rifle at port arms.

PROCEDURE: When ready shooter says: **“Dead Eye Jake just drew a pat hand!”** ATB with rifle engage “R” targets left to right with a 2-1-1-1 sweep, repeat sequence right to left. Move to either the Poker table or the Bar. At the Poker table with shotgun engage 4 shotgun targets until down. At the Bar with revolvers repeat rifle sequence on “P” targets.

**JUNE 2019 COWBOY MONTHLY
STAGE SIX
THE BARBER SHOP/TONSORIAL PARLOR
10 REVOLVER 10 RIFLE 4+ SHOTGUN**



SHOOTING ORDER: S-R-P-P

STAGING: Revolvers holstered. Rifle on center doorway table. Shotgun open/empty staged on left or right doorway table.

START POS: Shooter starts standing by center post scratching head.

PROCEDURE: When ready shooter says: **“Thinking this hard makes my head itch!”**

ATB: with shotgun from left or right doorway engage 4 shotgun targets until down. Move to center doorway and with rifle alternate on R1 & R3 for 4 rounds, then place 5th round on R2, (center target). Repeat rifle sequence. Move to either left or right window and with revolver/s repeat rifle sequence. Then move to opposite window and repeat sequence.