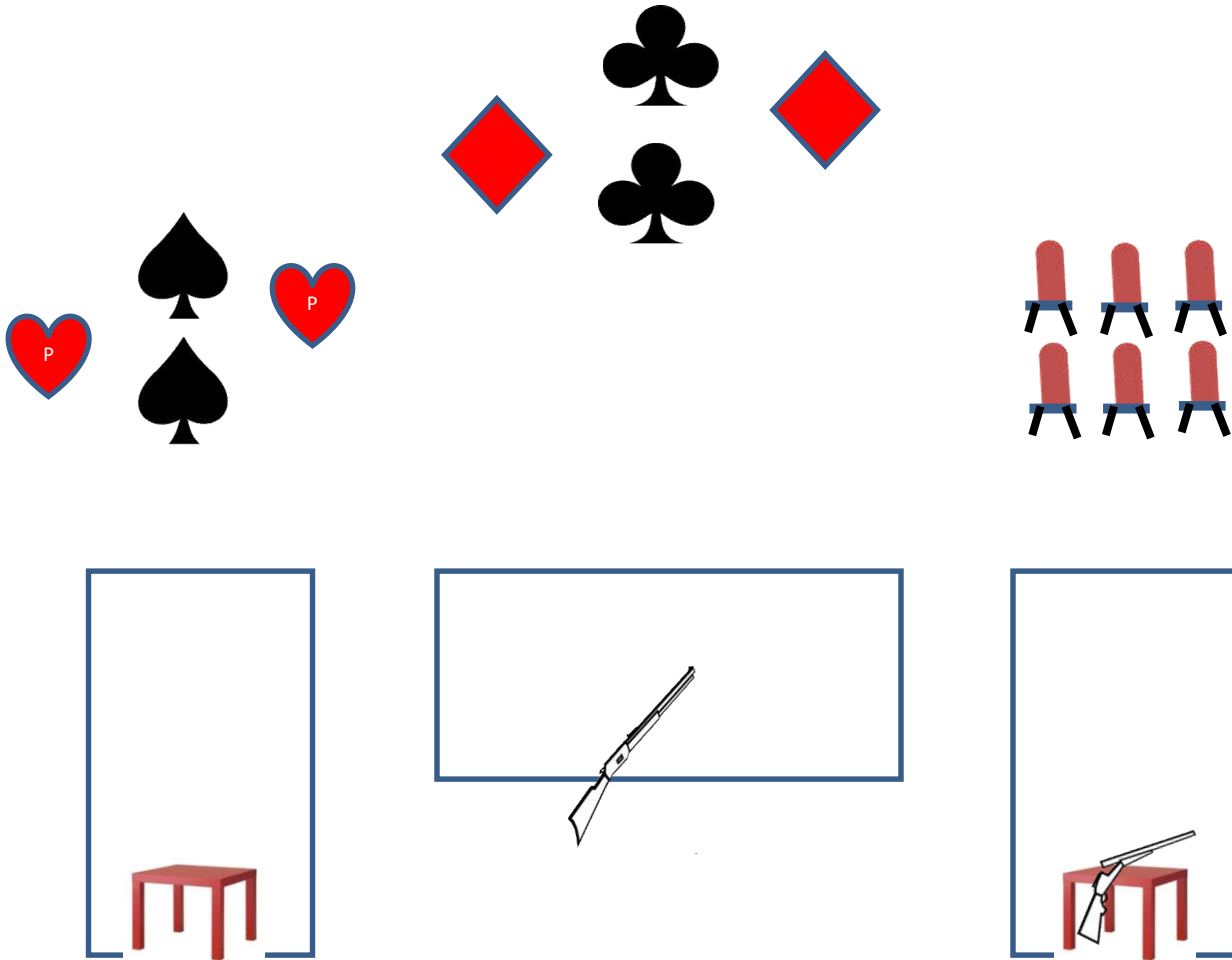


MAY 2019 WILD BUNCH MONTHLY  
STAGE ONE  
STAGECOACH MERCANTILE  
28 PISTOL 8 RIFLE 6 SHOTGUN

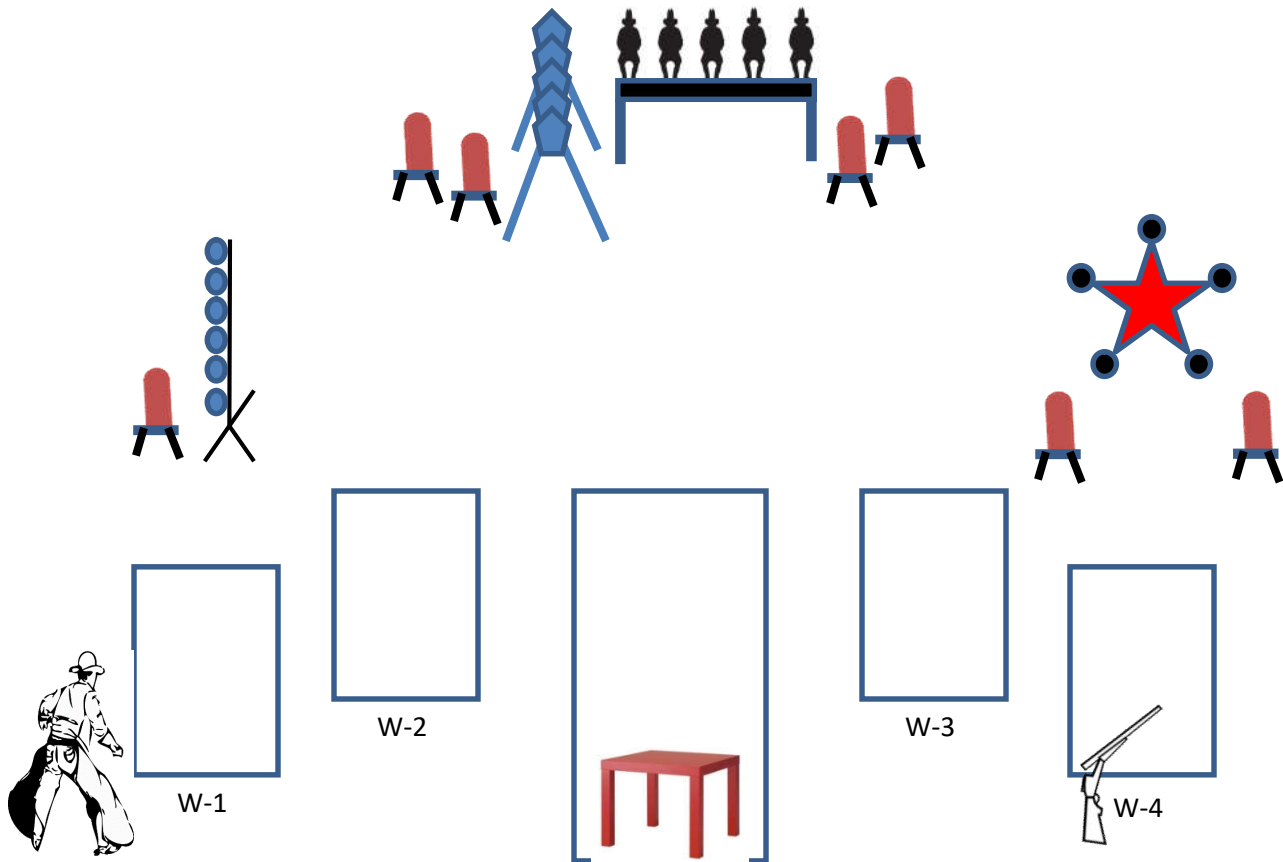


**STAGING:** Pistol loaded with a seven round mag & holstered. Rifle loaded with 8 rounds at center window. Shotgun loaded with 6 rounds at right doorway table.

**START POS:** Shooter may start at either left or right doorway. Hands on hips.

**PROCEDURE:** ATB: from left doorway with pistol engage the Heart & Spade targets in a Nevada sweep starting on the left heart with 1 round, double tap a spade, single tap other heart target, double tap other spade target, single tap heart target. (1-2-1-2-1). Then repeat sequence. At center window repeat pistol sequences on Diamonds & Club targets. Make pistol safe. With rifle alternate between a Diamond & Club target for 4 rounds, then repeat on other targets. From right doorway with shotgun engage 6 shotgun targets.

MAY 2019 WILD BUNCH MONTHLY  
STAGE TWO  
FORT DEFIANCE  
28+ REVOLVER

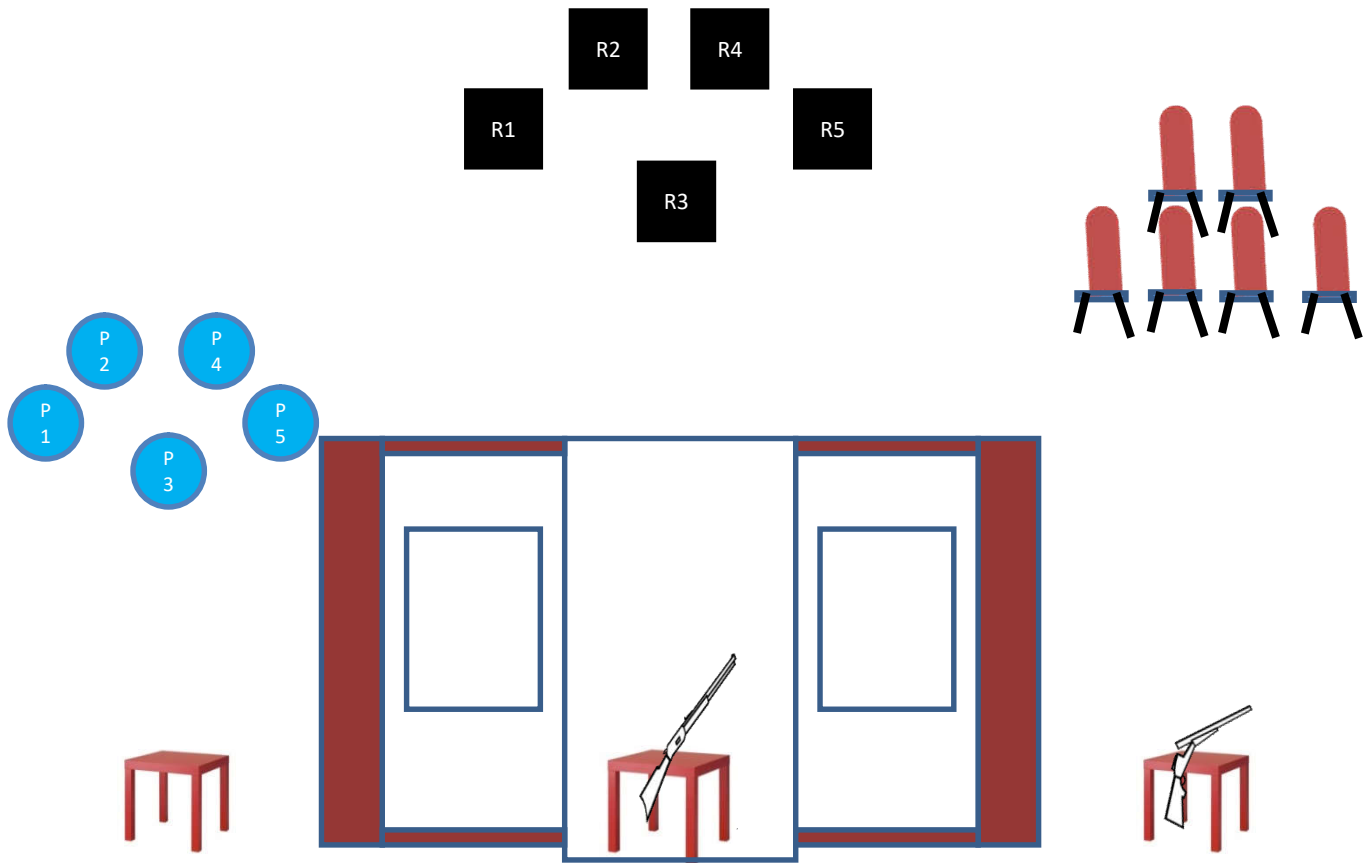


**STAGING:** Pistol loaded with a 7 round mag & holstered. No Rifle or Shotgun.

**START POS:** Shooter starts at either W-1 or W-4. Hands at low surrender.

**PROCEDURE:** ATB: from W-1 with pistol engage knockdown target & Dueling Tree until all targets verified as hit & KD is down. Move to doorway and with pistol engage Tombstone plate rack & Cowboy plate rack & KD targets until all plates are down. Move to W-4 and engage Texas Star & KD's until all plates are off and Kd's are down. Keep shooting until all plates are down of off.

MAY 2019 WILD BUNCH MONTHLY  
STAGE THREE  
THE MARSHALL'S OFFICE  
28 PISTOL 10 RIFLE 6 SHOTGUN

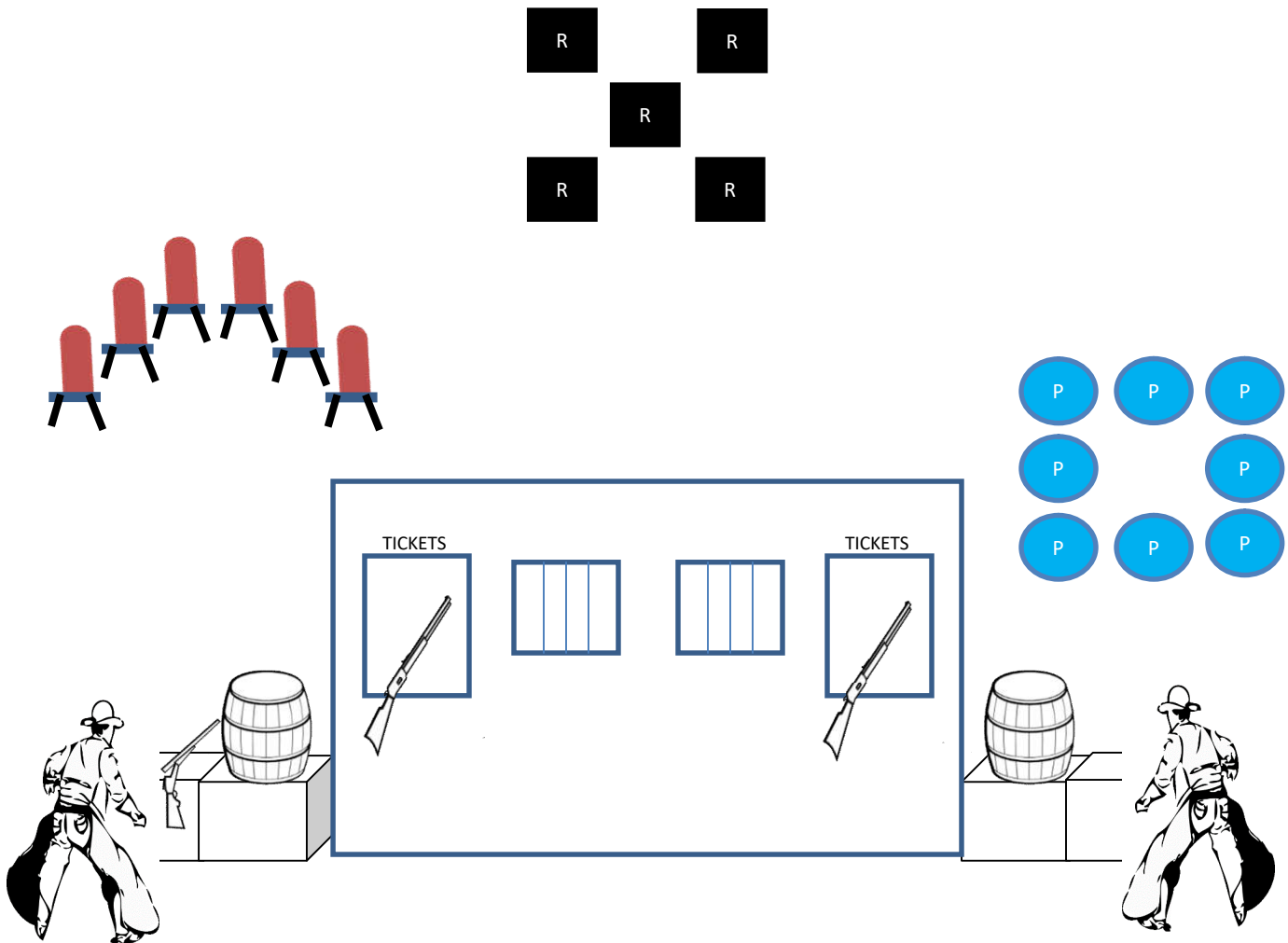


**STAGING:** Pistol loaded with a 7 round mag & holstered. Rifle loaded with 10 rounds on doorway crate. Shotgun loaded with 6 rounds at right outside table.

**START POS:** Shooter starts at left outside table. Thumbs hooked in gun belt.

**PROCEDURE:** **ATB:** with pistol engage "P3" 3 times, then sweep targets from either end. Repeat sequence for another 7 rounds. Move to center doorway and repeat pistol sequences on "R" targets. Make pistol safe. With rifle engage each "R" target twice each any order. At right outside table engage 6 shotgun targets.

MAY 2019 WILD BUNCH MONTHLY  
STAGE FOUR  
PAWNEE TRAIN STATION  
28 PISTOL 9 RIFLE 6 SHOTGUN

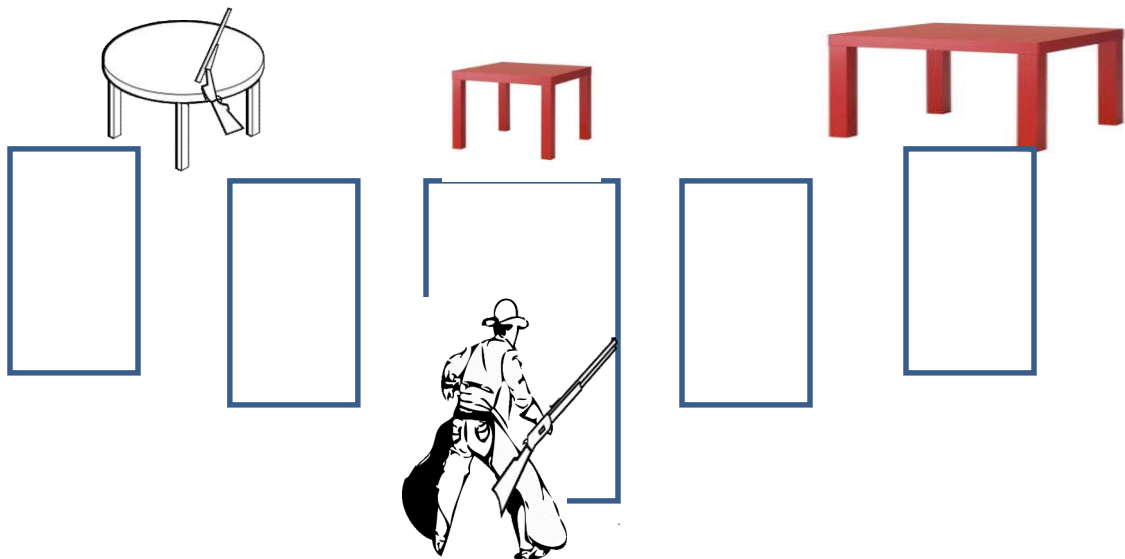

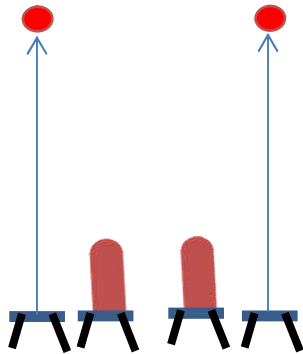


**STAGING:** Pistol loaded with a 7 round mag & holstered. Rifle loaded with 9 rounds staged at either ticket window. Shotgun loaded with 6 rounds at left crate.

**START POS:** Shooter may start at either left or right crate, arms folded across chest.

**PROCEDURE:** ATB from left crate with shotgun engage 6 shotgun targets. With rifle engage each "R" corner target twice each, then center target once. From right crate with pistol engage each vertical and horizontal "P" target sets with a 2-3-2 sweep starting on any outside target.

MAY 2019 WILD BUNCH MONTHLY  
 STAGE FIVE  
 THE MIDNIGHT STAR SALOON  
 21 PISTOL 10 RIFLE 6 SHOTGUN

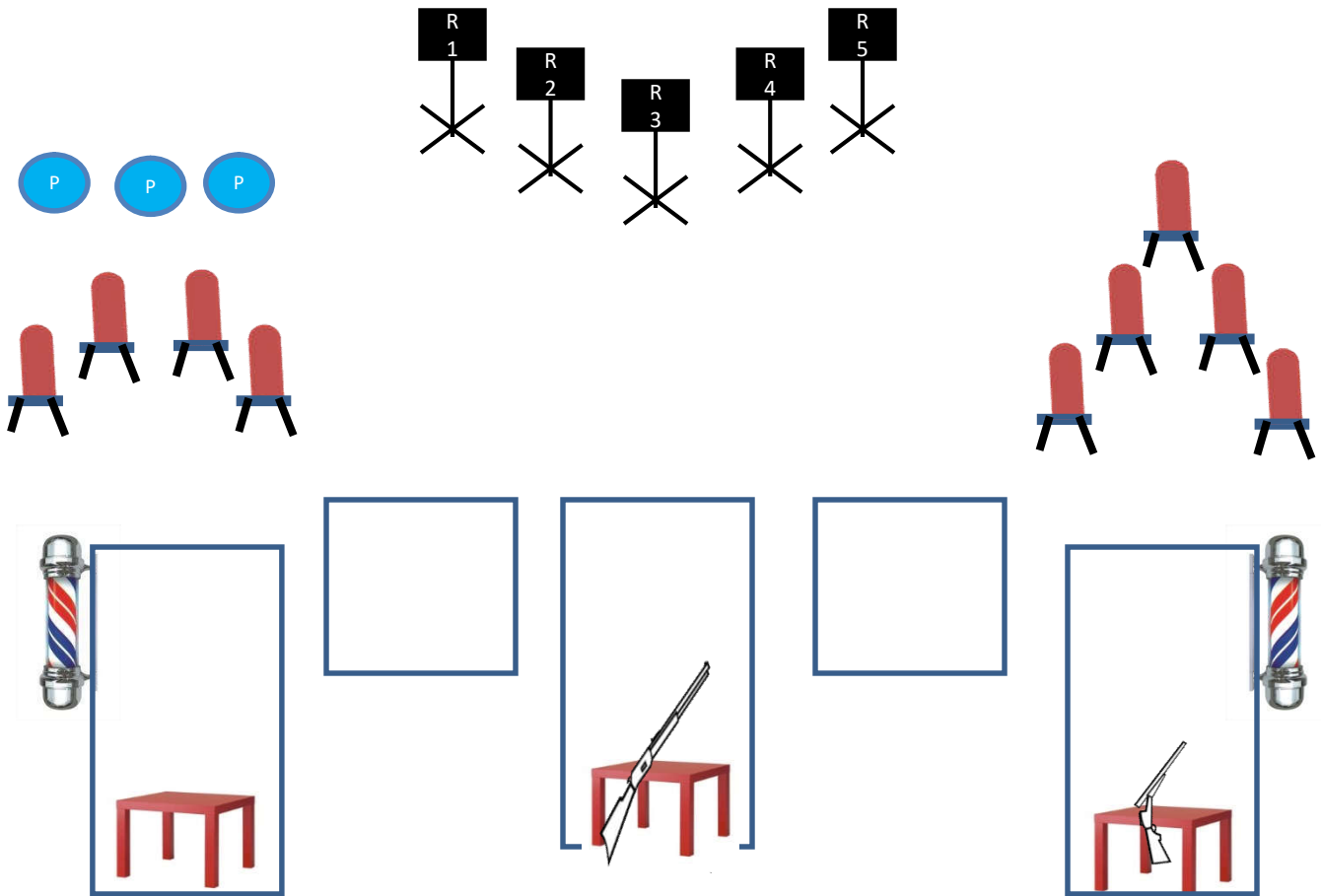


**STAGING:** Pistol loaded with a 7 round mag & holstered. Rifle loaded with 10 rounds, in hands. Shotgun loaded with 6 rounds on Poker table.

**START POS:** Shooter starts in saloon doorway with rifle at port arms.

**PROCEDURE:** ATB with rifle engage “R” and “RP” targets at least once each for 10 rounds. Move to either the Poker table or the Bar, making rifle safe. At the Poker table with shotgun engage flyer targets and shotgun targets, any order. Move to center table and with pistol engage the 4 “RP” targets at least once for 7 rounds. Move to Bar and engage “P” targets with a 2-3-4-5 sweep, starting on either end.

**MAY 2019 WILD BUNCH MONTHLY  
STAGE SIX  
THE BARBER SHOP/TONSORIAL PARLOR  
21 PISTOL 9 RIFLE 5 SHOTGUN**



**STAGING:** Pistol loaded with a 7 round mag & holstered. Rifle loaded with 9 rounds on doorway table. Shotgun loaded with 5 rounds on right doorway table.

**START POS:** Shooter starts by leaning on center post, picking teeth.

**PROCEDURE:** ATB: with pistol from left doorway engage 2 KD's then Nevada sweep the "P" targets from either end. Repeat instructions. Move to center doorway and engage "R3" twice, then sweep targets from either end. Make pistol safe. With rifle from center doorway engage R1 thru R5 with a Nevada sweep from either end. From right doorway with shotgun engage 5 shotgun targets.