





OCTOBER 2019 COWBOY MONTHLY
STAGE ONE
STROMBERGER MERCANTILE
10 REVOLVER 10 RIFLE 4+ SHOTGUN



SHOOTING ORDER: R-P-P-S or R-S-P-P

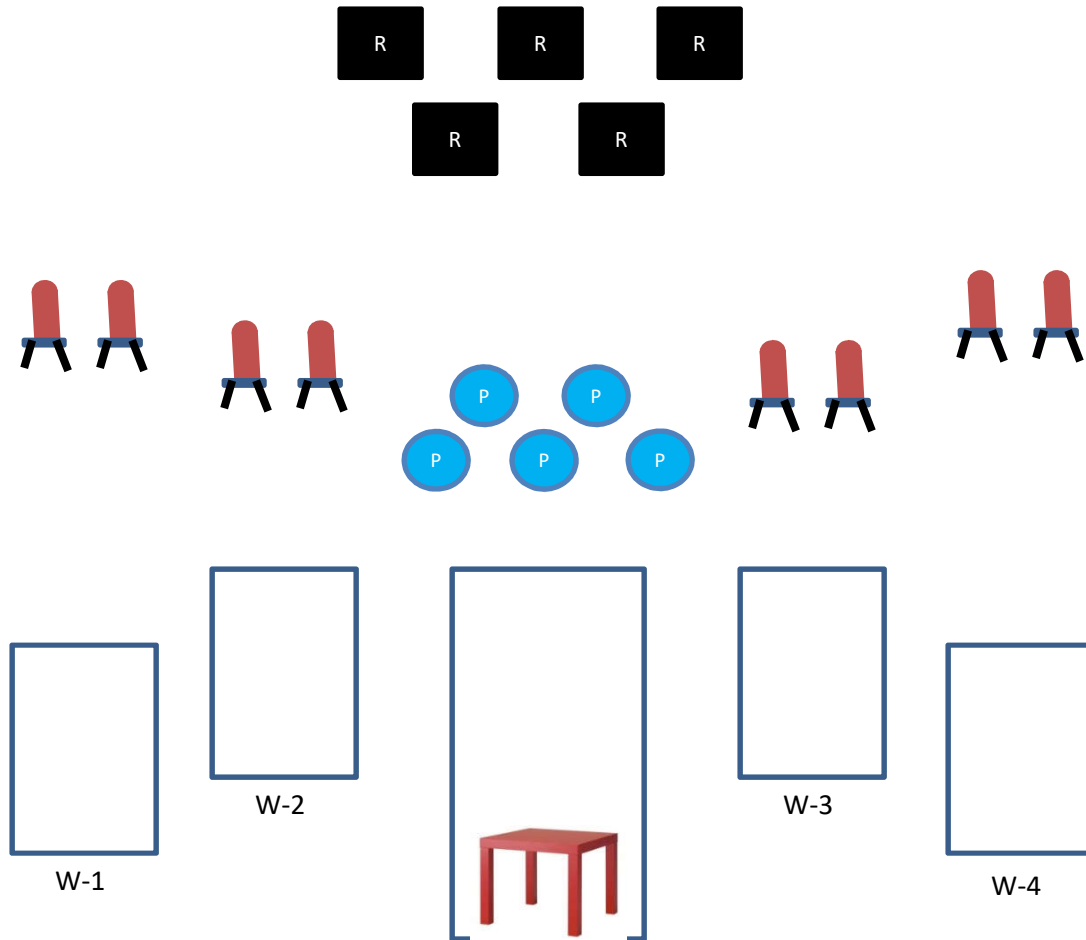
STAGING: Revolvers holstered. Rifle in hands. Shotgun open/empty staged anywhere safely.

START POS: Shooter starts at center window, rifle in hands.

PROCEDURE: When ready shooter says: **“What’s up Doc?”**

ATB: at center window with rifle engage “R” targets with a Nevada sweep double tapping the end targets starting on either end. From left doorway engage revolver “P” targets same as rifle instructions. At right doorway engage 4 shotgun targets until down.

OCTOBER 2019 COWBOY MONTHLY
STAGE TWO
FORT DEFIANCE
10 REVOLVER 10 RIFLE 4+ SHOTGUN



SHOOTING ORDER: S-R-P-P

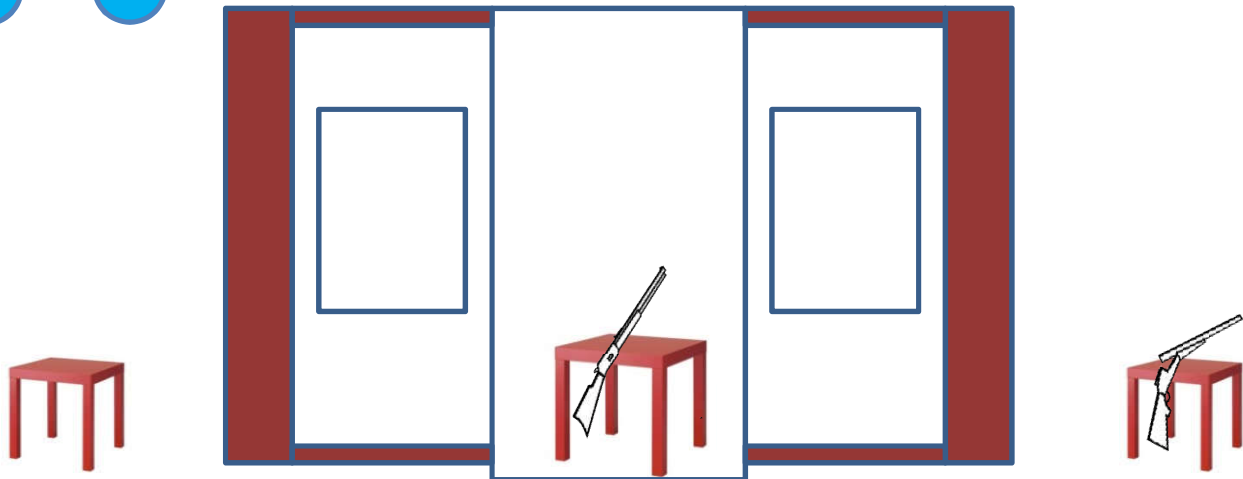
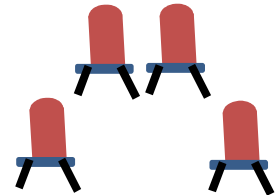
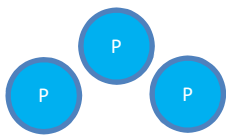
STAGING: Revolvers holstered. Rifle on Doorway crate. Shotgun open/empty at W-1 or W-4.

START POS: Shooter starts at either W-1 or W-4. Hands touching staged shotgun.

PROCEDURE: When ready shooter says: **“That smoke signal looks like bad news!”**

ATB: from W-1 or W-4 engage 2 shotgun targets until down. Move to W-2 or W-3 and engage two shotgun targets until down. Move to doorway and with rifle engage “R targets twice each any order. With revolvers repeat rifle sequence on “P” targets.

OCTOBER 2019 COWBOY MONTHLY
STAGE THREE
THE MARSHALL'S OFFICE
10 REVOLVER 10 RIFLE 4+ SHOTGUN



SHOOTING ORDER: P-P-R-S or S-R-P-P

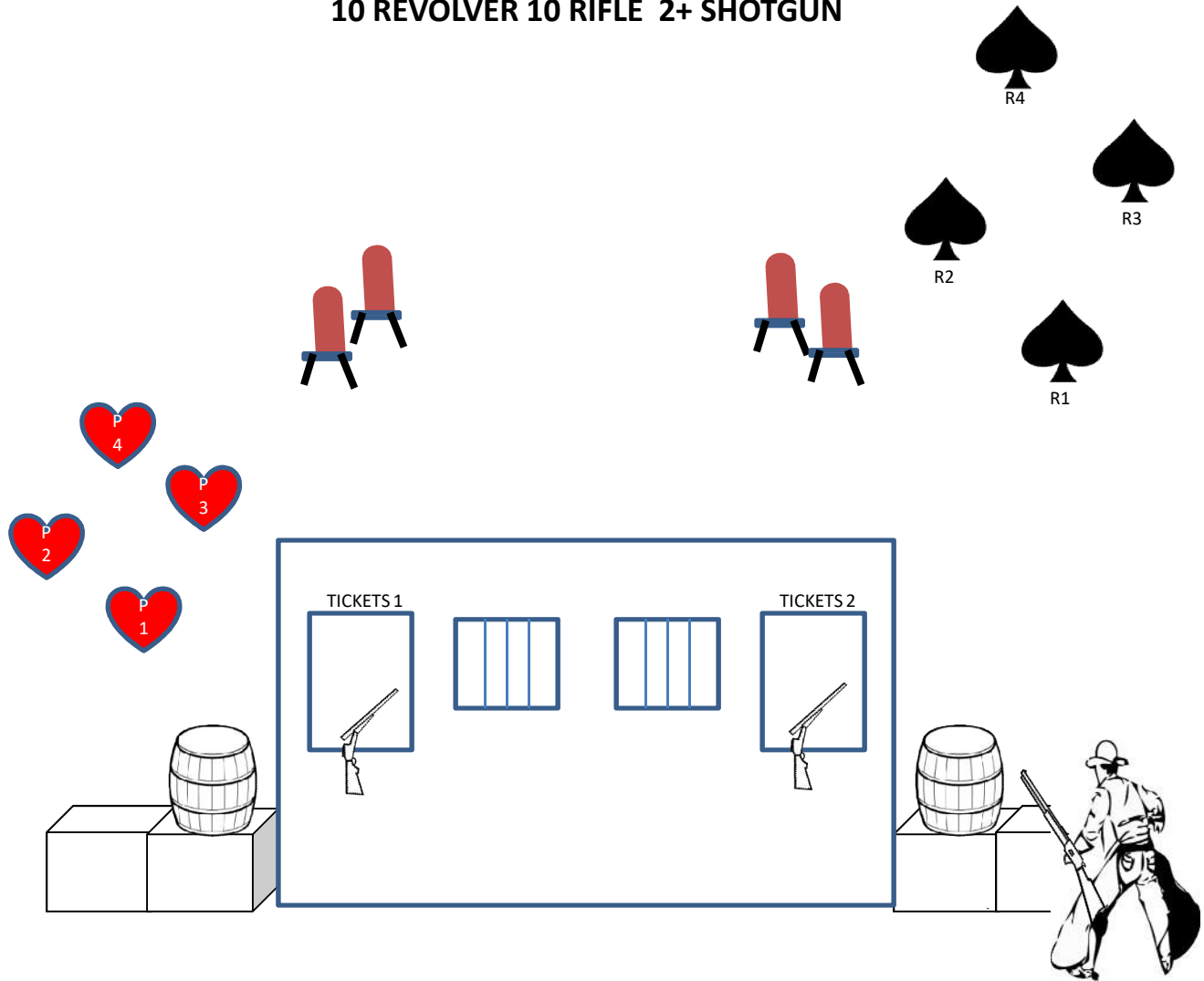
STAGING: Revolvers holstered. Rifle staged on doorway crate. Shotgun open/empty staged on right outside table.

START POS: Shooter starts with thumbs hooked in gun belt.

PROCEDURE: When ready shooter says: **"The Kid is back in town!"**

ATB: with revolvers from left outside table, engage "P" targets with a 1-3-2-3-1 Nevada sweep starting on either end. Move to doorway and with rifle engage "R" targets with a 1-3-2-3-1 sweep starting on either end. Move to right outside table and engage 4 shotgun targets until down.

OCTOBER 2019 COWBOY MONTHLY
STAGE FOUR
PAWNEE TRAIN STATION
10 REVOLVER 10 RIFLE 2+ SHOTGUN



SHOOTING ORDER: R-S-P-P

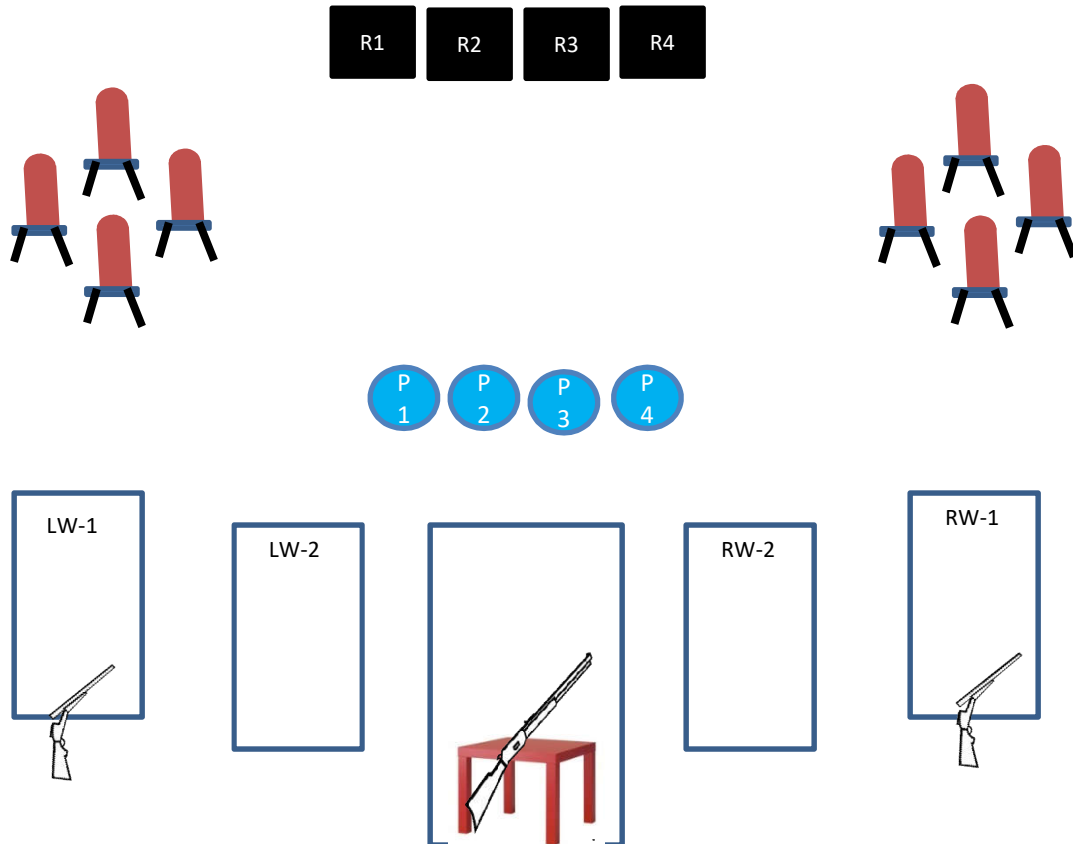
STAGING: Revolvers holstered. Rifle in hands. Shotgun staged at Ticket Window 1 or 2.

START POS: Shooter starts at right crate, rifle in hands barrel touching crate.

PROCEDURE: When ready shooter says: **“All Aboard!”**

ATB: with rifle engage the four rifle targets (R-1 thru R-4) from the closest to the furthest in a Regressive sweep (R1=4, R2=3, R3=2, R4=1). Move to staged shotgun and engage 2 shotgun targets. Move to left crate and with revolvers repeat rifle sequence on “P” targets. (P1=4, P2=3, P3=2, P4=1).

**OCTOBER 2019 COWBOY MONTHLY
STAGE FIVE
THE MIDNIGHT STAR SALOON
10 REVOLVER 10 RIFLE 4+ SHOTGUN**



SHOOTING ORDER: S-R-P-P

STAGING: Revolvers holstered. Rifle on table in doorway. Shotgun open/empty at LW-1 left side window shelf or RW-1 right side window shelf.

START POS: Shooter starts at either left side (LW-1) or right side (RW-1) window, shotgun in hands.

PROCEDURE: When ready shooter says: **“Another round for the Kid!”**

ATB: with shotgun engage 4 shotgun targets until down. Move to doorway and with rifle engage “R” targets with 1-1-3-5 sweep starting on either end. With revolvers from doorway repeat rifle sequence on “P” targets.