


OCTOBER 2019 WILD BUNCH MONTHLY
STAGE ONE
STROMBERGER MERCANTILE
28 PISTOL 8 RIFLE 5 SHOTGUN

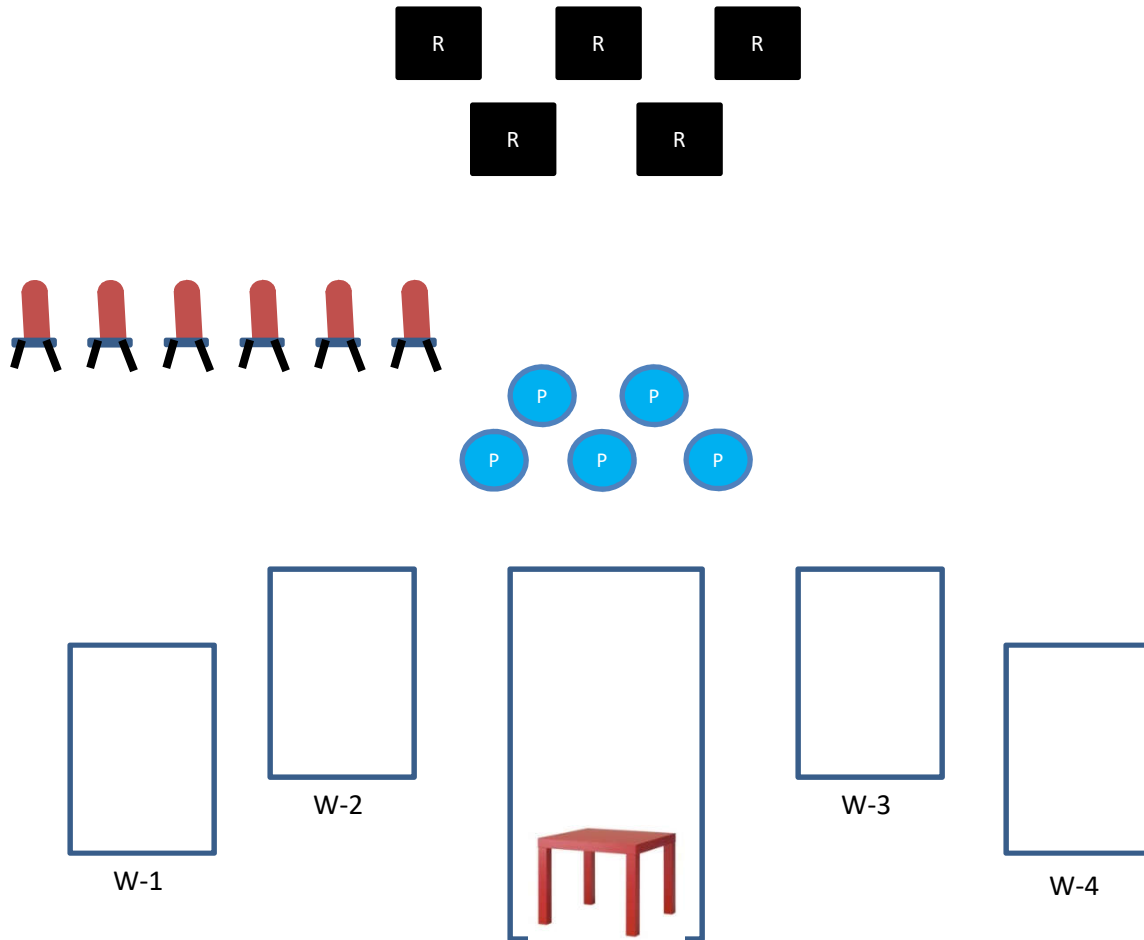


STAGING: Pistol loaded with a 7 round Mag & holstered. Rifle loaded with 8 rounds at center window. Shotgun loaded with 5 rounds at right doorway table.

START POSITION: Shooter starts at center window, rifle in hands.

PROCEDURE: **ATB:** at center window with rifle engage "R" targets with 2 rounds each any order. With pistol from window engage "R" targets with a Double tap Nevada sweep for 14 rounds starting on either end. Move to left doorway and repeat sequence with pistol on "P" targets. Make pistol safe. Move to right doorway and with shotgun engage 5 shotgun targets.

OCTOBER 2019 WILD BUNCH MONTHLY
STAGE TWO
FORT DEFIANCE
28 PISTOL 7 RIFLE 6 SHOTGUN

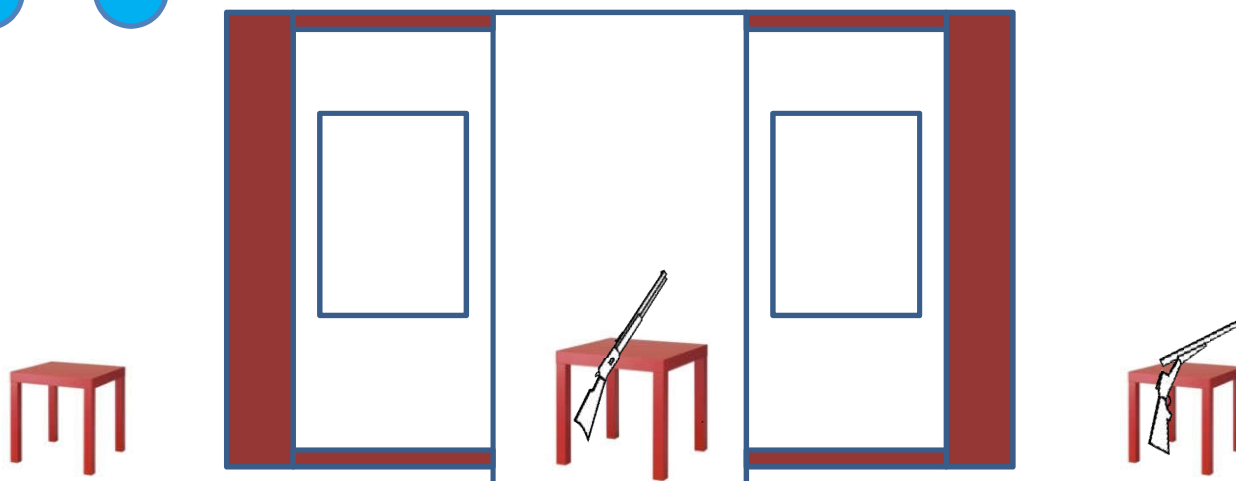
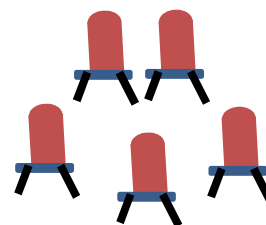
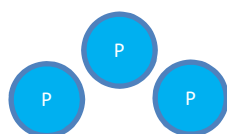


STAGING: Pistol loaded with a 7 round Mag & Holstered. Rifle loaded with 7 rounds at doorway crate. Shotgun loaded with 6 rounds at W-1.

START POS: Shooter starts at W-1, hands touching staged shotgun.

PROCEDURE: **ATB:** from W-1 engage 3 shotgun targets. Move to W-2 and engage 3 shotgun targets. Move to doorway and with rifle engage "R" targets at least once each, any order. With pistol from doorway engage the three front "P" targets with 1 round each then back two "P" targets twice each. Then repeat. Then with pistol engage both front "R" targets with 2 rounds each then back 3 "R" targets with one round each, then repeat.

OCTOBER 2019 WILD BUNCH MONTHLY
STAGE THREE
THE MARSHALL'S OFFICE
28 PISTOL 9 RIFLE 5 SHOTGUN

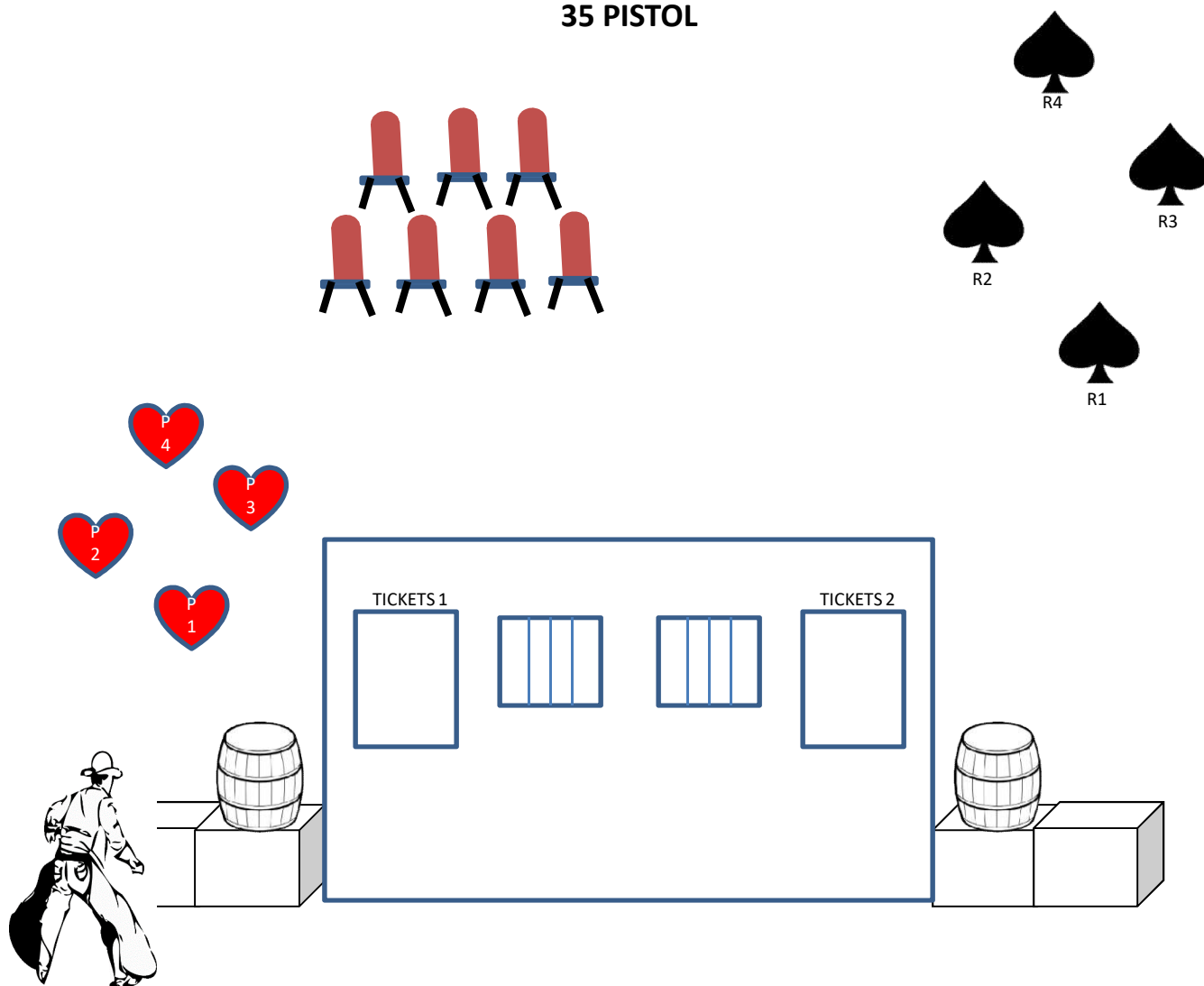


STAGING: Pistol loaded with a 7 round Mag & holstered. Rifle loaded with 9 rounds on doorway crate. Shotgun loaded with 5 rounds on right outside table.

START POS: Shooter starts with thumbs hooked in gun belt at left outside table.

PROCEDURE: **ATB:** with Pistol engage the "P" targets with a 3-1-3 sweep from either direction, then repeat starting on opposite side. Move to doorway and with Pistol engage "R" targets starting on the left outside target, with a 3-1-3 sweep. Repeat the 3-1-3 sweep starting on the right outside target. Make pistol safe. With rifle from doorway engage "R" targets with a 1-3-1-3-1 sweep starting on either end. Move to right outside table and engage 5 shotgun targets.

OCTOBER 2019 WILD BUNCH MONTHLY
STAGE FOUR
PAWNEE TRAIN STATION
35 PISTOL

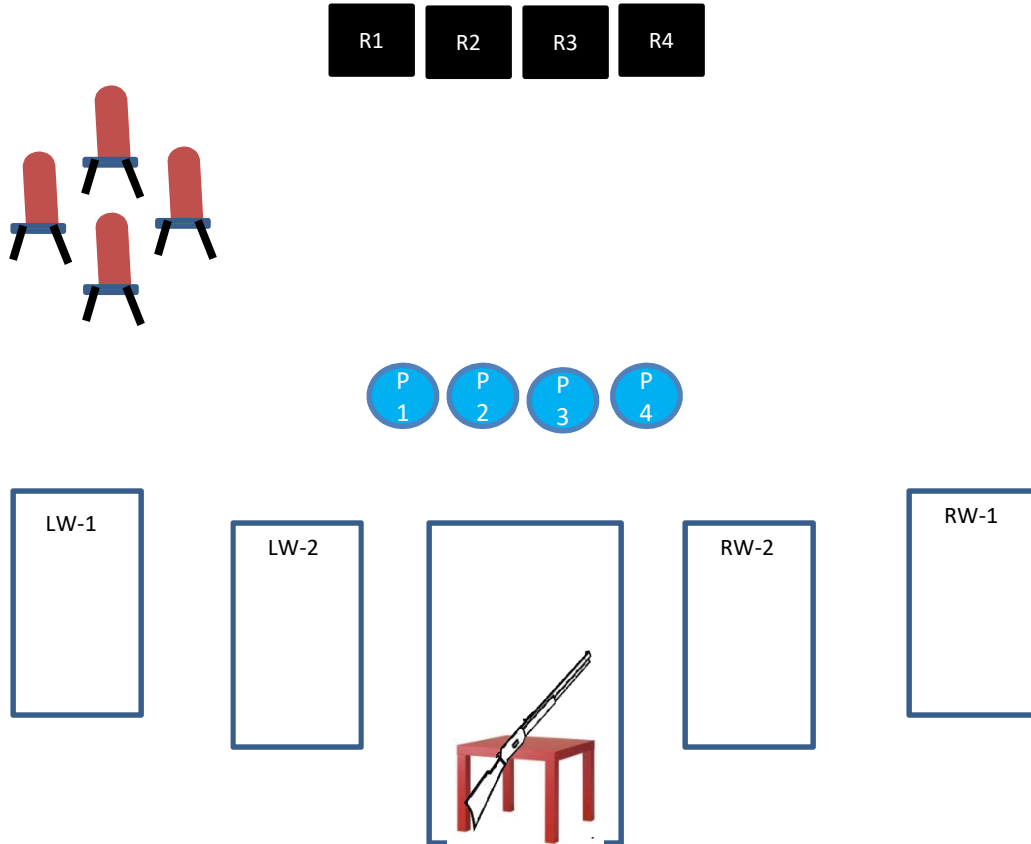


STAGING: Pistol loaded with a 7 round Mag & holstered. No Rifle. No Shotgun.

START POS: Shooter starts at left crate, hand on pistol.

PROCEDURE: ATB: with the Pistol engage P1 thru P4 with a 2-3-4-5 progressive sweep front to back. Move to Ticket window 1 and engage 7 Knockdowns. Move to right crate and engage the R1 thru R4 targets front to back with a 5-4-3-2 regressive sweep.

OCTOBER 2019 WILD BUNCH MONTHLY
STAGE FIVE
THE MIDNIGHT STAR SALOON
28 PISTOL 7 RIFLE 4 SHOTGUN



STAGING: Pistol loaded with a 7 round Mag & holstered. Rifle loaded with 7 rounds at doorway table. Shotgun loaded with 4 rounds at LW-1.

START POS: Shooter starts at left side (LW-1) shotgun in hands.

PROCEDURE: ATB: with shotgun engage 4 shotgun targets. Move to doorway and with rifle engage "R" targets with 1-1-2-3 sweep starting on either end. With Pistol from doorway engage "R" targets from the left with a 1-1-2-3 sweep, then repeat right to left. Then engage "P" targets starting on the left with a 1-1-2-3 sweep then repeat right to left.