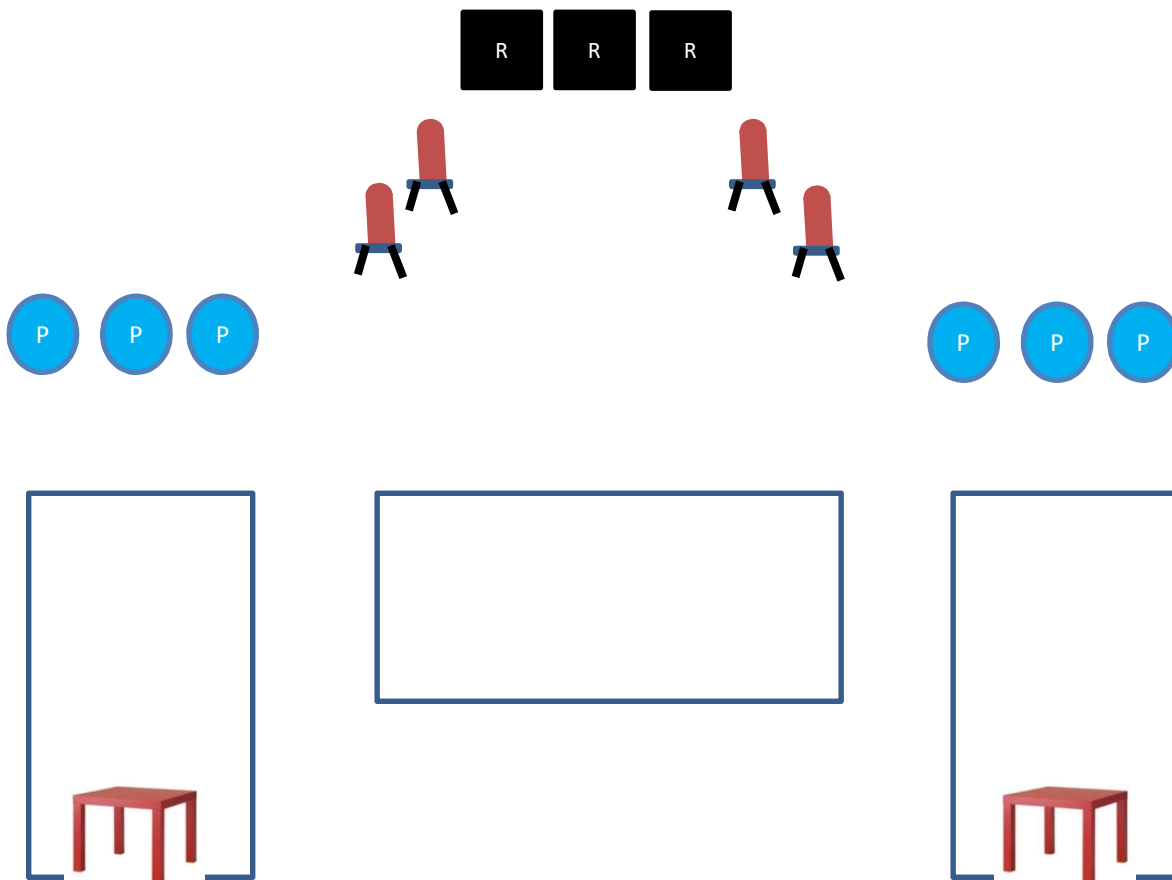


OCTOBER 2020 COWBOY MATCH
STAGE ONE
STROMBERGER MERCANTILE
10 REVOLVER 10 RIFLE 4+ SHOTGUN



SHOOTING ORDER: P-P-R-S

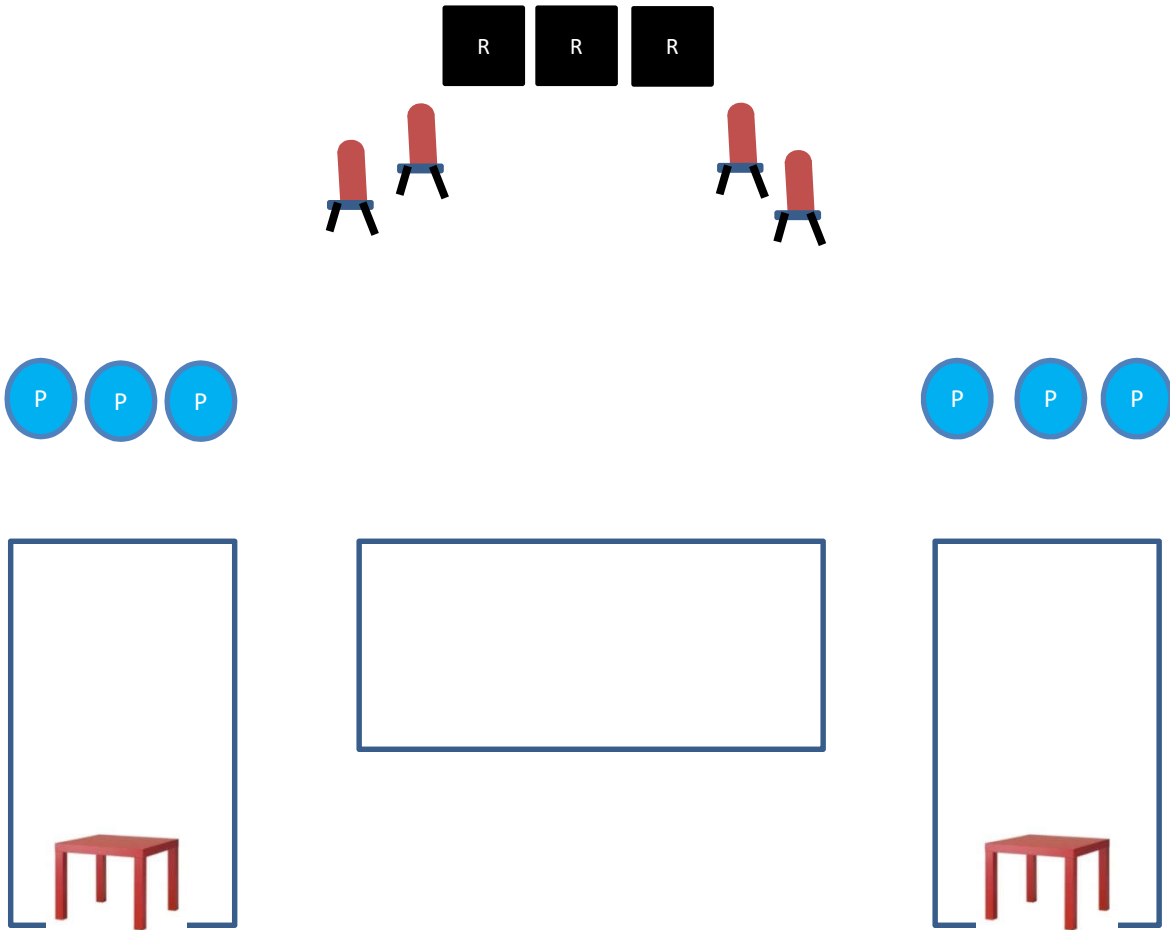
STAGING: Revolvers holstered. Rifle at center window. Shotgun open/empty staged anywhere safely.

START POS: Shooter starts at either Left or Right doorway, hands on hat.

PROCEDURE: When ready shooter says: "git er done!"

ATB: At left or right doorway, with revolvers engage "P" targets 3-4-3 sweep starting on either end. At center window with rifle, engage "R" targets with same instructions as revolvers. With shotgun engage 4 shotgun targets until down.

OCTOBER 2020 COWBOY MONTHLY
STAGE TWO
STROMBERGER MERCANTILE
10 REVOLVER 10 RIFLE 2+ SHOTGUN



SHOOTING ORDER: P-P-R-S

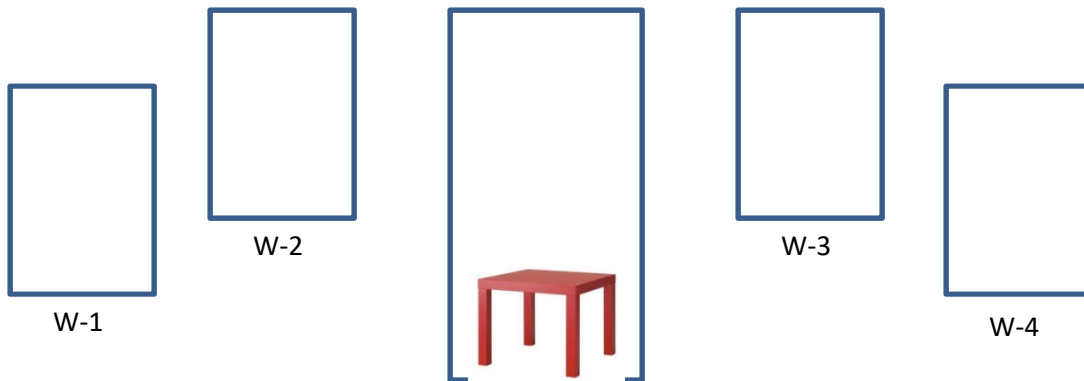
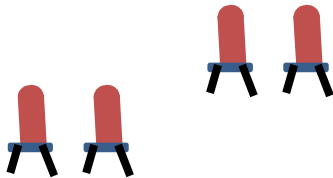
STAGING: Revolvers holstered. Rifle at center window & Shotgun open/empty staged at window.

START POS: Shooter starts at either left or right doorway. Hands on revolvers.

PROCEDURE: When ready shooter says: **“Saddle up!”**

ATB: With revolver/s from left or right doorway engage “P” targets with 2-1-2 sweep from either end. With Rifle engage “R” targets with a 2-1-4-1-2 Nevada sweep, from either end. With Shotgun engage any 2 shotgun targets until down. From other doorway with second revolver engage “P” targets with a 2-1-2 sweep from either end.

OCTOBER 2020 COWBOY MONTHLY
STAGE THREE
FORT DEFIANCE
10 REVOLVER 10 RIFLE 4+ SHOTGUN



SHOOTING ORDER: S-R-P-P

STAGING: Revolvers holstered. Rifle on Doorway crate. Shotgun open/empty at W-1.

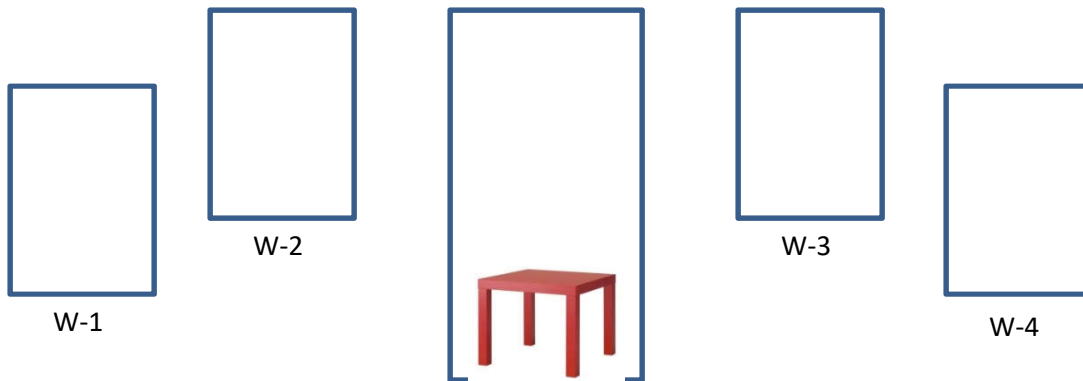

START POS: Shooter starts at W-1 . Hands touching staged shotgun.

PROCEDURE: When ready shooter says: **“Beer call!”**

ATB: from W-1 engage 2 shotgun targets until down. Move to W-2 and engage two shotgun targets until down. Move to doorway and with rifle engage “R” targets with an Arizona Twister sweep starting on either end. With revolvers from W-3 repeat rifle instructions on “P” targets.

Arizona Twister Sweep= 1,2,3,4,2,3,1,2,3,4

OCTOBER 2020 COWBOY MONTHLY
STAGE FOUR
FORT DEFIANCE
10 REVOLVER 10 RIFLE 4+ SHOTGUN



SHOOTING ORDER: S-R-P-P

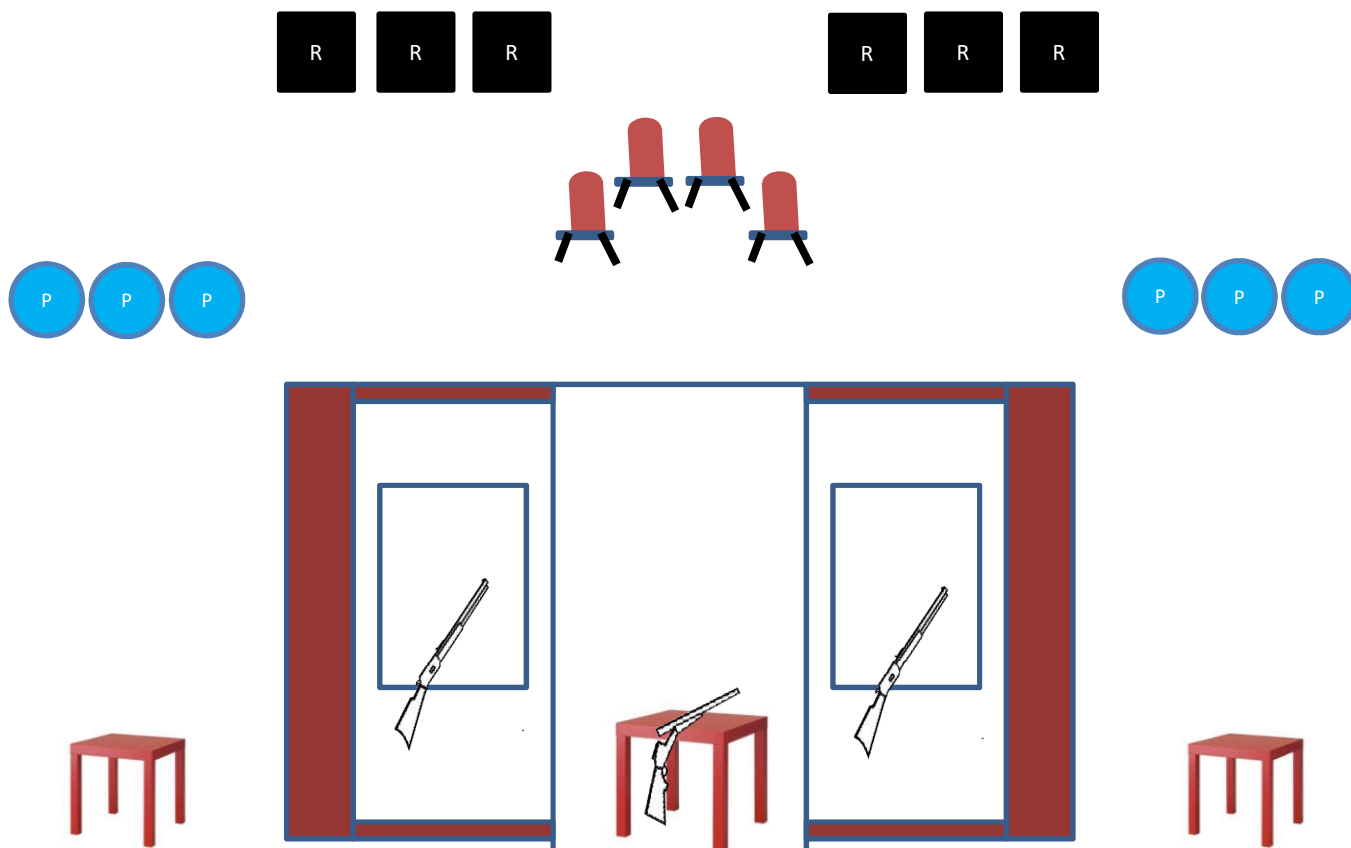
STAGING: Revolvers holstered. Rifle on Doorway crate. Shotgun open/empty at W-1.

START POS: Shooter starts at W-1 Shotgun in hands.

PROCEDURE: When ready shooter says: **“Fumble Fingers!”**

ATB: with the shotgun engage 2 shotgun targets until down. Move to W-2 and engage 2 shotgun targets until down. With rifle from doorway engage “R” target with a Nevada sweep, double tapping the end targets. Move to W-3 and with revolvers repeat the rifle instructions on the “P” targets.

OCTOBER 2020 COWBOY MONTHLY
STAGE FIVE
THE MARSHALL'S OFFICE
10 REVOLVER 10 RIFLE 4+ SHOTGUN



SHOOTING ORDER: S-R-P-P

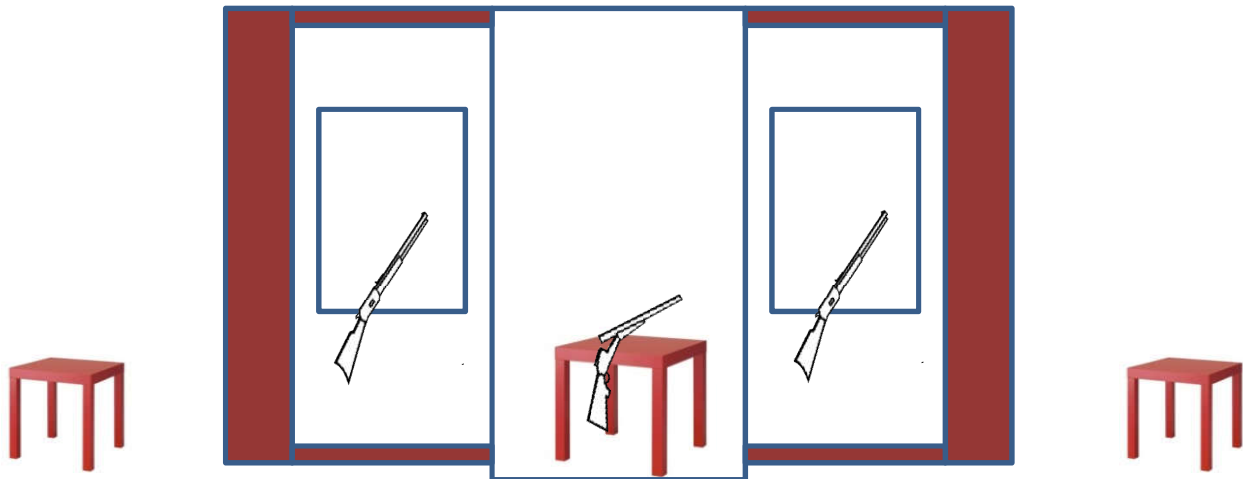
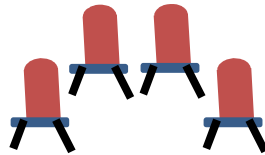

STAGING: Revolvers holstered. Rifle staged in left or right window. Shotgun open/empty staged on doorway crate.

START POS: Shooter starts with thumbs hooked in gun belt at doorway.

PROCEDURE: When ready shooter says: **“When’s dinner?”**

ATB: with shotgun engage 4 shotgun targets until down. From either window with rifle engage the “R” targets by alternating for 4 rounds on each outside target, THEN engage center “R” target 6 times. Move to either outside table and with revolvers repeat rifle instructions on “P” targets.

OCTOBER 2020 COWBOY MONTHLY
STAGE SIX
THE MARSHALL'S OFFICE
10 REVOLVER 10 RIFLE 4+ SHOTGUN



SHOOTING ORDER: P-P-R-S

STAGING: Revolvers holstered. Rifle staged in either left or right window. Shotgun open/empty staged on doorway crate.

START POS: Shooter starts with the hand's on hat at either outside table.

PROCEDURE: When ready shooter says: "Hangman's here!"

ATB: with revolvers from either outside table, engage center "P" target 3 times then each outside target once. Repeat for second 5 rounds. With rifle repeat revolver instructions on "R" targets. From center doorway engage 4 shotgun targets until down.