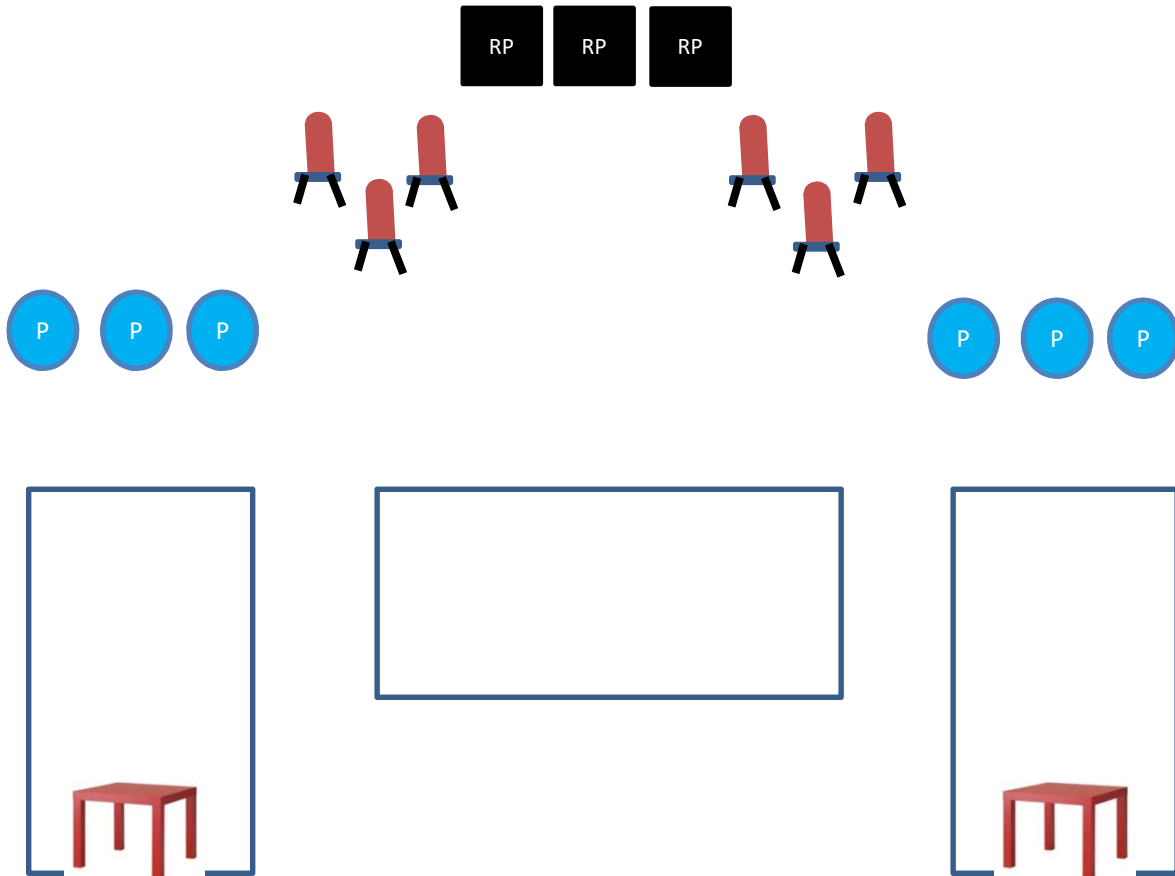


OCTOBER 2020 WILD BUNCH MATCH
STAGE ONE
STROMBERGER MERCANTILE
28 PISTOL 7 RIFLE 6 SHOTGUN

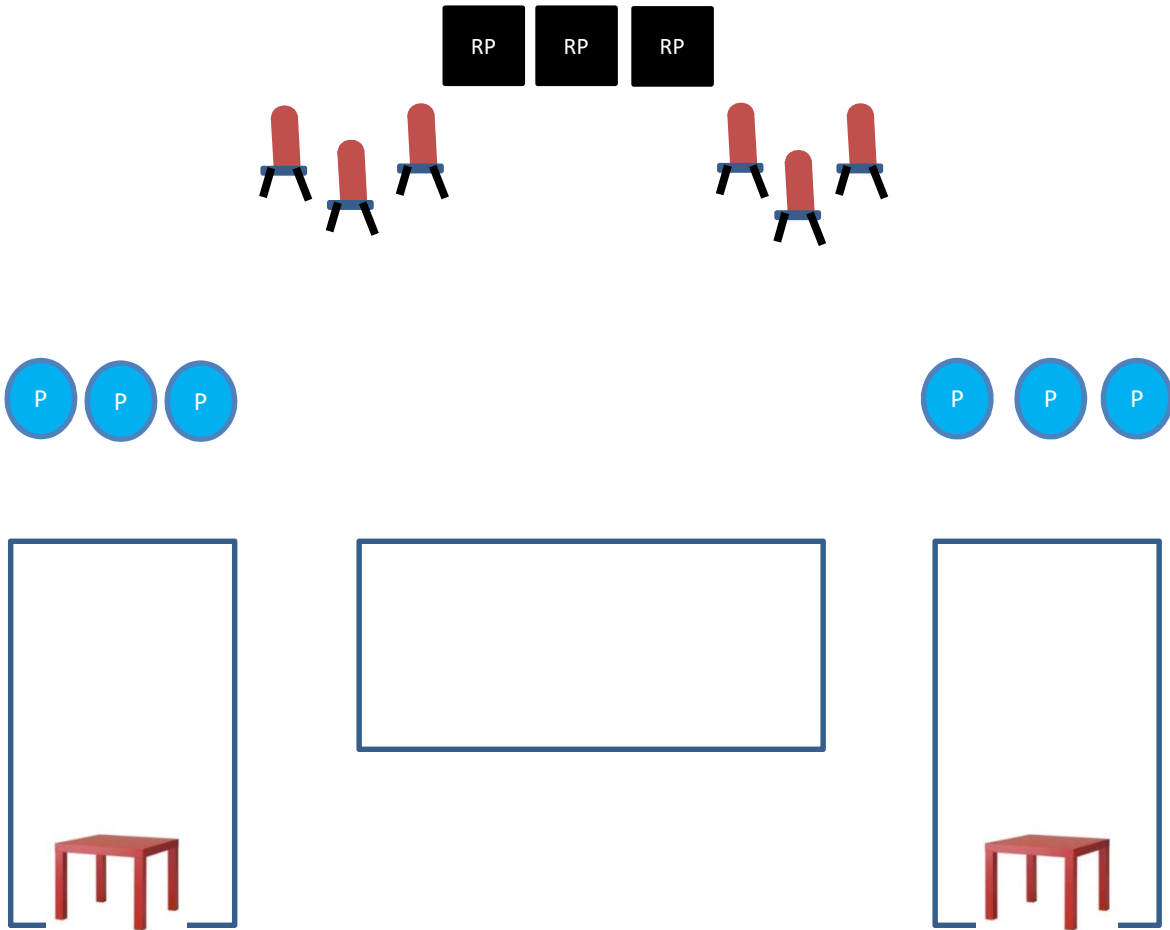


STAGING: Pistol loaded with a 7 round mag & holstered. Rifle loaded with 7 rounds at center window. Shotgun loaded with 6 rounds staged on window platform.

START POS: Shooter starts at either Left or Right doorway, hand on pistol.

PROCEDURE: ATB: From either left or right doorway, with pistol engage center "P" target 3 times then each outside target twice. Move to doorway and repeat on "RP" targets. Make pistol safe. With rifle engage center "RP" target 3 times then each outside "RP" target twice. With shotgun engage 6 shotgun targets. Retrieve pistol and repeat pistol sequence from right doorway on "P" targets.

OCTOBER 2020 WILD BUNCH MONTHLY
STAGE TWO
STROMBERGER MERCANTILE
28 PISTOL 10 RIFLE

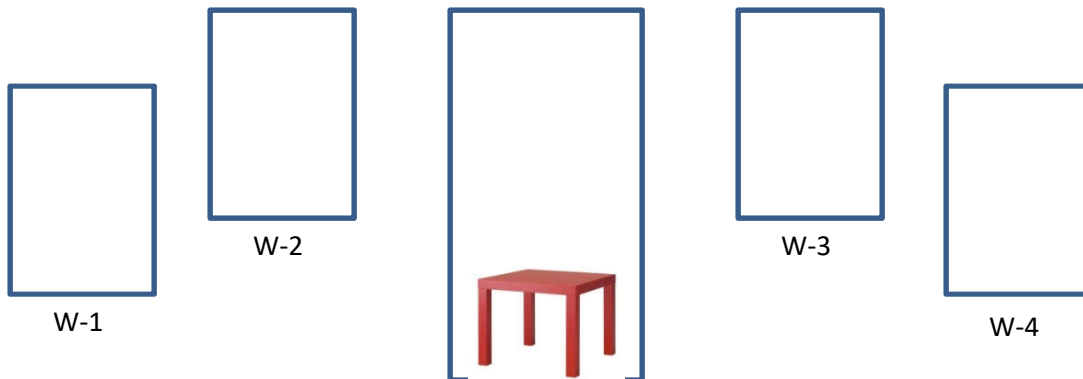
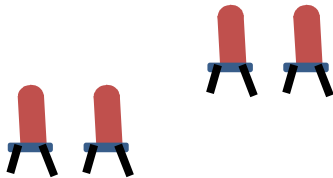


STAGING: Pistol loaded with a 7 round mag & holstered. Rifle loaded with 10 rounds at either left or right doorway table.

START POS: Shooter starts at either left or right doorway. Rifle in hands.

PROCEDURE: ATB: With rifle from either doorway engage "RP" targets with a double tap Nevada sweep starting on either end. With pistol from left or right doorway, engage "P" targets twice each & one KD. Move to window and engage 4 KD's & 3 "RP" targets once each. Move to left or right doorway and repeat other doorway instructions. Each "P" target twice & one shotgun KD.

OCTOBER 2020 WILD BUNCH MONTHLY
STAGE THREE
FORT DEFIANCE
29 PISTOL 10 RIFLE 4 SHOTGUN



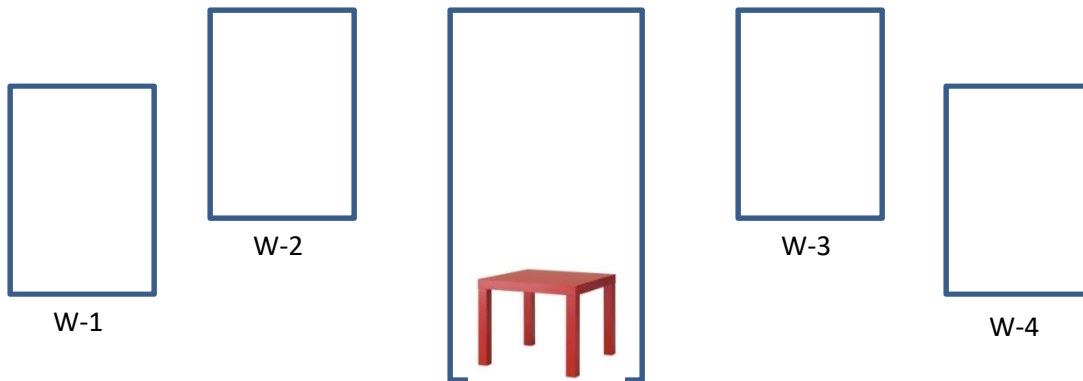

STAGING: Pistol loaded with a 7 round mag & holstered. Rifle loaded with 10 rounds on Doorway crate. Shotgun loaded with 4 rounds at W-1.

START POS: Shooter starts at W-1 . Hands touching staged shotgun.

PROCEDURE: ATB: from W-1 engage 2 shotgun targets. Move to W-2 and engage two shotgun targets. Move to doorway and with rifle engage “R” targets with an Arizona Twister sweep starting on either end. With pistol from doorway engage “RP targets with a 2-3-4-5 sweep from either end. Move to W-3 and repeat instructions on “P” targets, 2-3-4-5 sweep from either end.

Arizona Twister Sweep= 1,2,3,4,2,3,1,2,3,4

OCTOBER 2020 WILD BUNCH MONTHLY
STAGE FOUR
FORT DEFIANCE
28 PISTOL 10 RIFLE 4 SHOTGUN

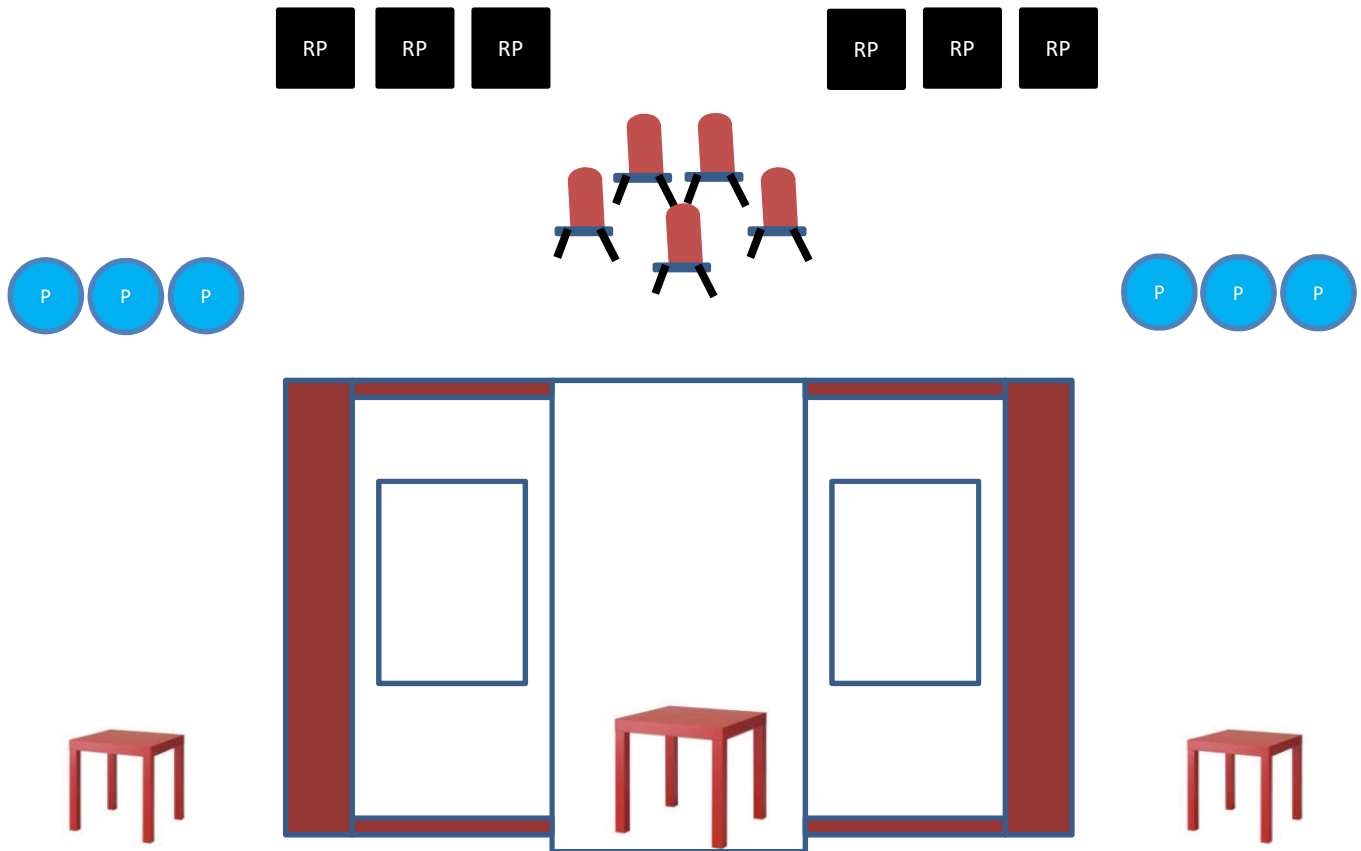


STAGING: Pistol loaded with a 7 round mag & holstered. Rifle loaded with 10 rounds on Doorway crate. Shotgun loaded with 4 rounds at W-1.

START POS: Shooter starts at W-1 Shotgun in hands.

PROCEDURE: ATB: with the shotgun engage 2 shotgun targets. Move to W-2 and engage 2 shotgun targets. With rifle from doorway engage "RP" targets with a Nevada sweep, double tapping the end targets. With pistol from doorway engage "RP" targets with a 2-1-1-3 sweep Left to Right THEN repeat Right to Left. Move to W-3 and with revolvers repeat instructions on the "P" targets.

OCTOBER 2020 WILD BUNCH MONTHLY
STAGE FIVE
THE MARSHALL'S OFFICE
28 PISTOL 10 RIFLE 5 SHOTGUN

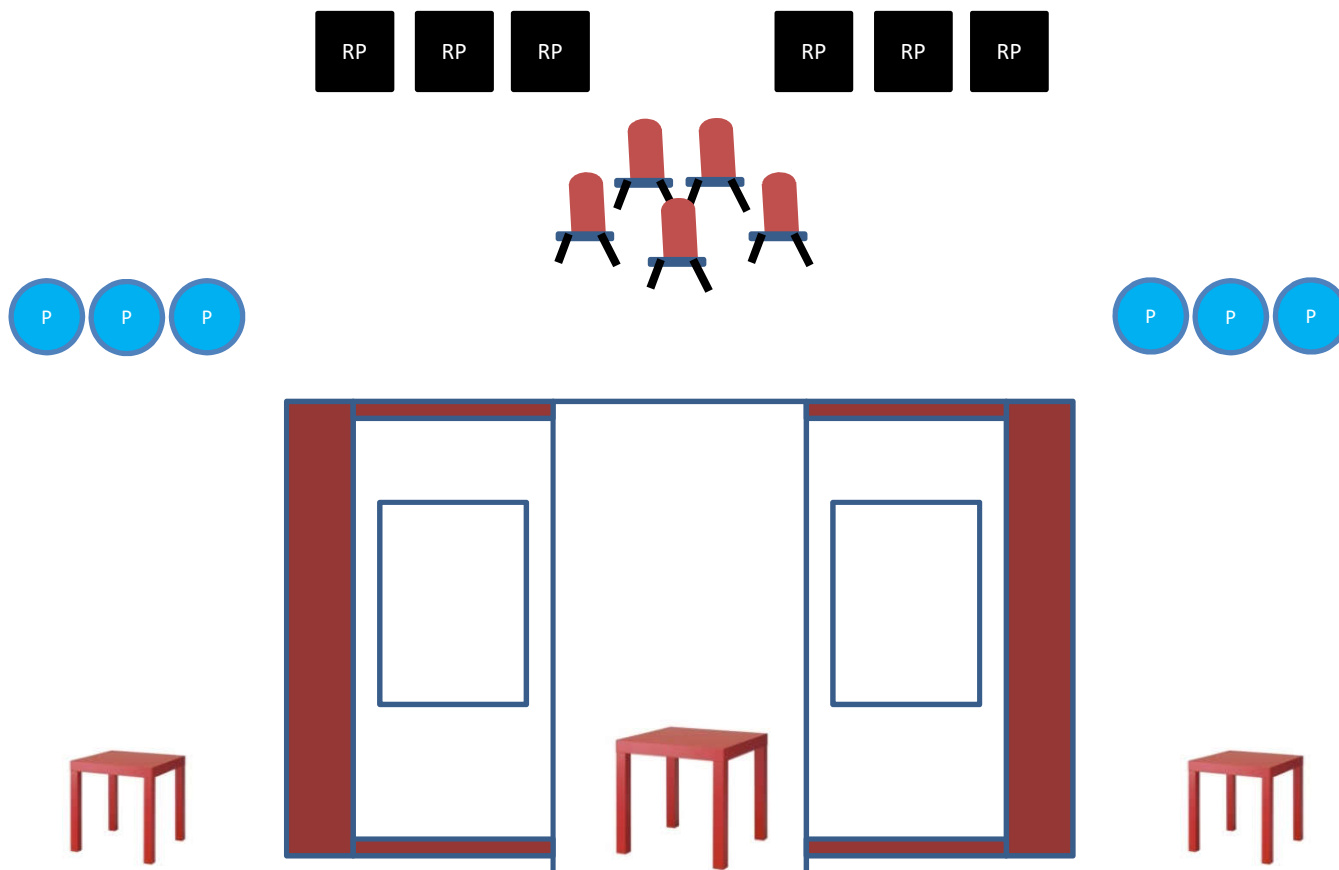


STAGING: Pistol loaded with a 7 round mag & holstered. Rifle loaded with 10 rounds staged on doorway crate. Shotgun loaded with 5 rounds on doorway crate.

START POS: Shooter starts at either left or right outside table with thumbs hooked in gun belt.

PROCEDURE: ATB: with pistol from L or R outside table engage "P" targets with a 3-1-3 sweep from either end. Move Doorway and repeat on "RP" targets, each set. Move to L or R outside table and repeat instructions. Make pistol safe. Move to doorway and with Rifle engage "RP" targets, each set, with a 2-1-2 sweep from either end. With shotgun engage 5 shotgun targets.

OCTOBER 2020 WILD BUNCH MONTHLY
STAGE SIX
THE MARSHALL'S OFFICE
28 PISTOL 6 RIFLE 5 SHOTGUN



STAGING: Pistol loaded with a 7 round mag & holstered. Rifle loaded with 6 rounds on doorway crate. Shotgun loaded with 5 rounds on doorway crate.

START POS: Shooter starts with hand's on hat at either outside table.

PROCEDURE: **ATB:** with pistol from either outside table, engage center "P" target 3 times then each outside target twice. Move to doorway and repeat instructions on each set of "RP" targets. Make pistol safe. With rifle engage each "RP" target once. From center doorway engage 5 shotgun targets. Retrieve pistol and move to right outside table and repeat pistol instructions on "P" targets.