
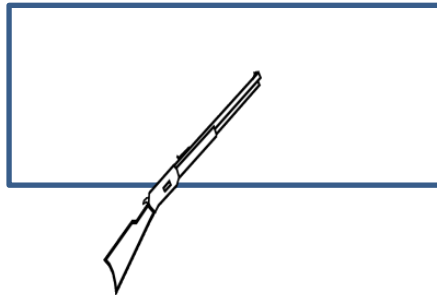

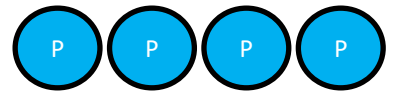



MARCH 2024 5TH SATURDAY MATCH
STAGE 1
THE STROMBERGER MERCANTILE
10 REVOLVER 10 RIFLE 4+ SHOTGUN




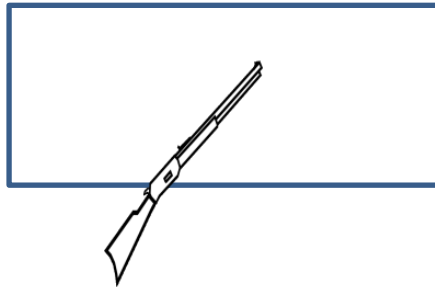
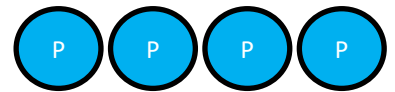
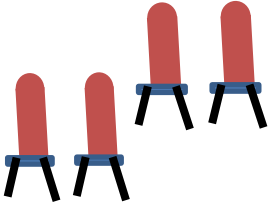
SHOOTING ORDER: Shooter's choice, rifle not last.

STAGING: Revolvers holstered. Rifle staged center window. Shotgun staged anywhere safely.

START POS: Shooter starts with firearm of choice in hands. When ready shooter says: "Let's bust em up!"

PRODECURE: ATB: with rifle from window, engage "R" targets with a 2-3-2-3 sweep starting from either end. With shotgun from left doorway engage 4 shotgun targets until down. At right doorway with revolvers engage "P" targets same as rifle instructions.

MARCH 2024 5TH SATURDAY MATCH
STAGE 2
THE STROMBERGER MERCANTILE
10 REVOLVER 10 RIFLE 4+ SHOTGUN



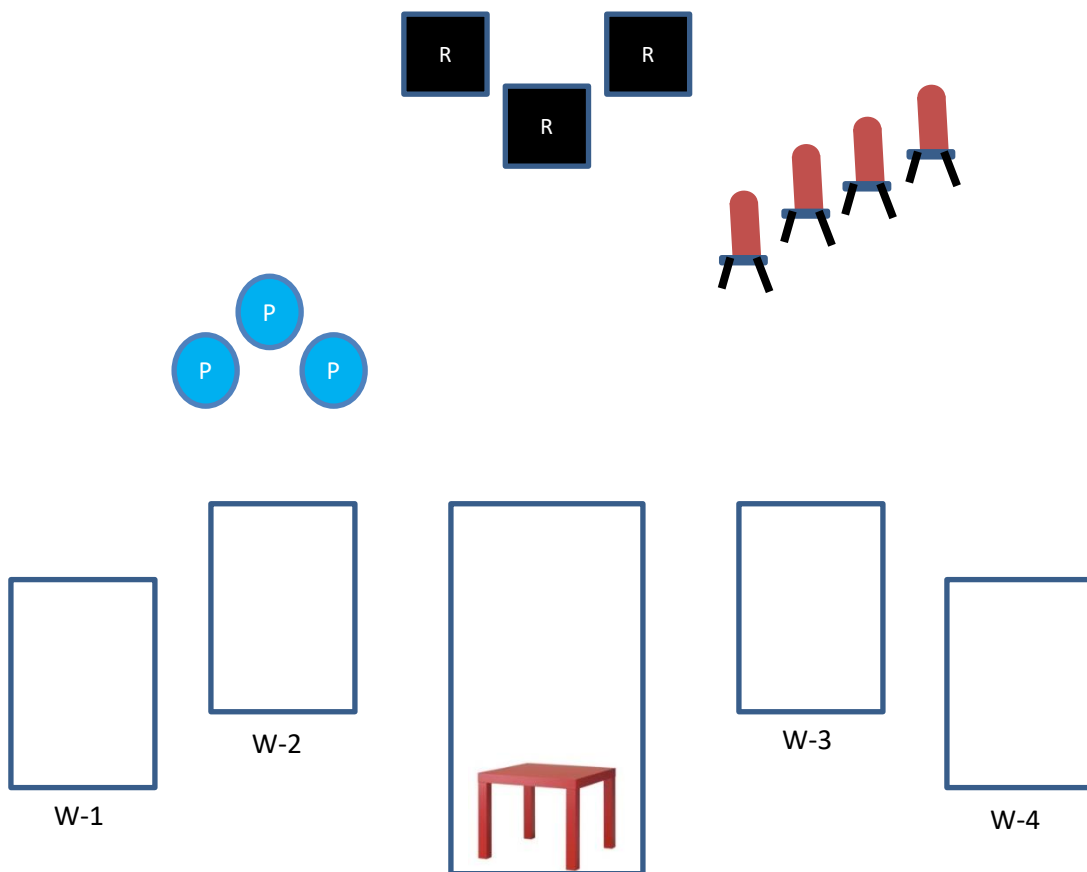
SHOOTING ORDER: Shooter's choice, rifle not last.

STAGING: Revolvers holstered. Rifle at center window. Shotgun open/empty staged anywhere safely.

START POS: At the ready. When ready shooter says: "they're running for cover!"

PROCEDURE: ATB: if starting with shotgun engage 4 shotgun targets until down. With rifle from center window, engage "R" targets by double tapping each outside target, then single tap each inside target, then double tap each outside target. With revolvers at right doorway repeat instructions on "P" targets.

MARCH 2024 5TH SATURDAY MATCH
STAGE 3
FORT DEFIANCE
10 REVOLVER 10 RIFLE 4+ SHOTGUN



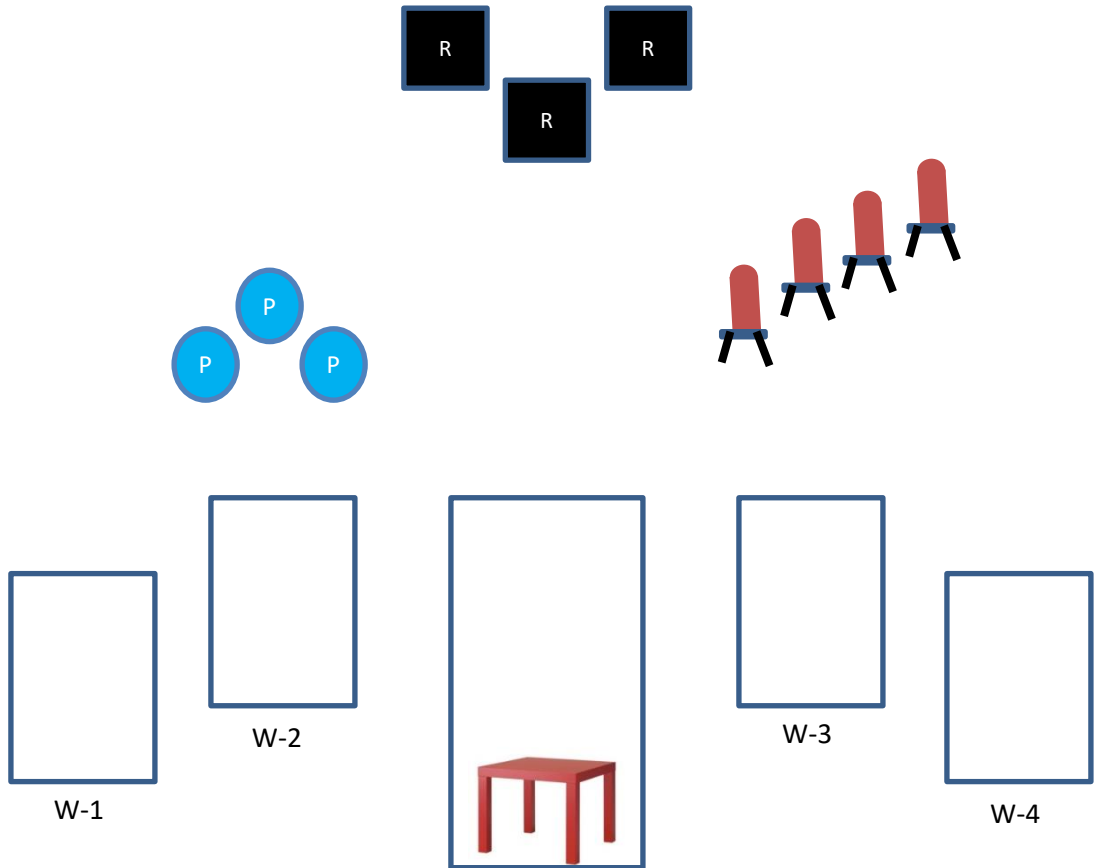
SHOOTING ORDER: Shooter's choice, rifle not last.

STAGING: Revolver's holstered Rifle at doorway crate. Shotgun open/empty anywhere safely.

START POS: Shooter starts with hands touching staged firearm of choice.

PROCEDURE: ATB: with revolver/s from W-2 engage "P" targets with 4 rounds on each outside target & 2 rounds on center target, any order. With rifle from doorway engage "R" targets same as revolver instructions. At W-3 with shotgun engage 4 shotgun targets until down.

MARCH 2024 MONTHLY MATCH
STAGE 4
FORT DEFIANCE
10 REVOLVER 10 RIFLE 4+ SHOTGUN



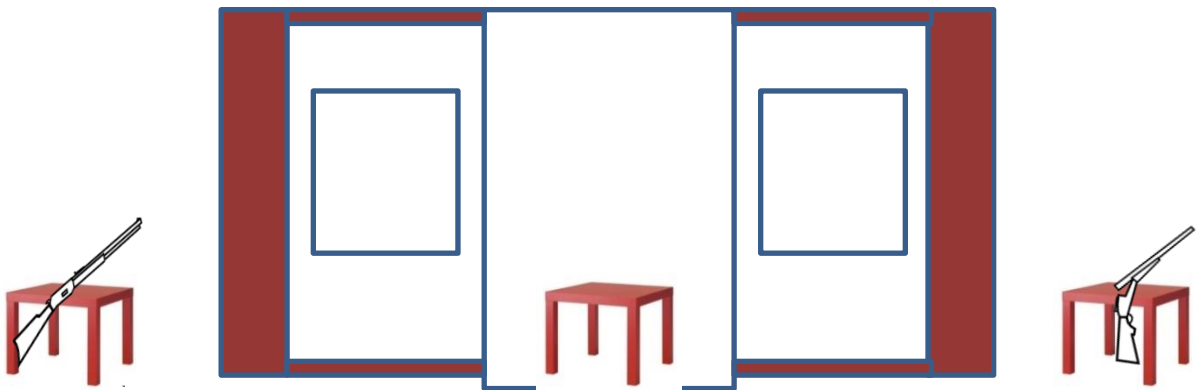

SHOOTING ORDER: Shooter's choice rifle not last.

STAGING: Revolvers holstered. Rifle on doorway crate. Shotgun open/empty anywhere safely.

START POS: Shooter starts with firearm of choice in hands.

PROCEDURE: ATB: with shotgun from W-3 engage 4 shotgun targets until down. At doorway with rifle engage "R" targets with a Fibonacci Sweep: 2-3-5 from either end. Repeat instructions with revolver from W-2 on "P" targets, 2-3-5 Fibonacci sweep.

MARCH 2024 5TH SATURDAY MATCH
STAGE 5
THE MARSHALL'S OFFICE
10 REVOLVER 10 RIFLE 2+ SHOTGUN



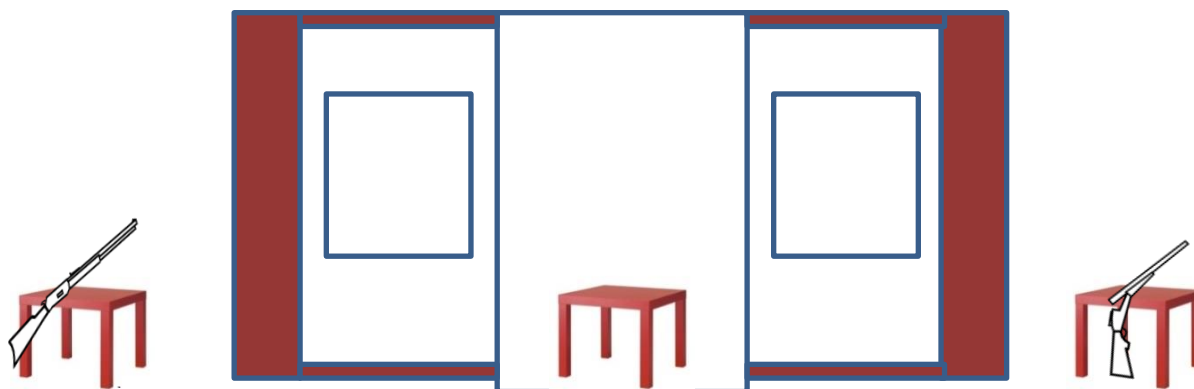

SHOOTING ORDER: Shooter's choice, rifle not last.

STAGING: Revolvers holstered. Rifle on left outside table. Shotgun open/empty staged anywhere safely.

START POS: Shooter starts with firearm of choice in hands.

PROCEDURE: ATB: from left outside table with Rifle engage "R" targets with a 1-2-1 Nevada sweep from either end. At doorway with revolvers engage "P" targets same as Rifle instructions. At right outside table engage 2 shotgun targets until down.

MARCH 2024 5TH SATURDAY MATCH
STAGE 6
THE MARSHALL'S OFFICE
10 REVOLVER 10 RIFLE 2+ SHOTGUN



SHOOTING ORDER: Shooter's choice, rifle not last.

STAGING: Revolvers holstered. Rifle staged on left outside table. Shotgun staged open/empty anywhere safely.

START POS: Shooter starts with firearm of choice- in hands.

PROCEDURE:

Shotgun: engage 2 shotgun targets from right outside table.

Rifle: engage "R" targets with one round on each outside target then 3 rounds on center target. Then repeat sequence for second 5 rounds.

Revolvers: at doorway repeat rifle instructions on "P" targets.