
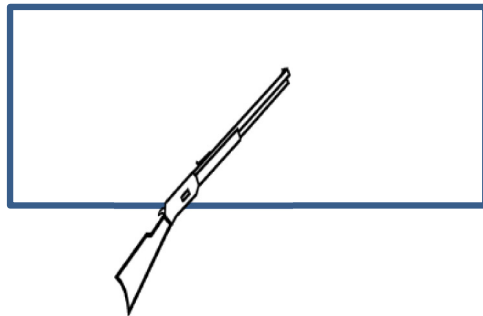

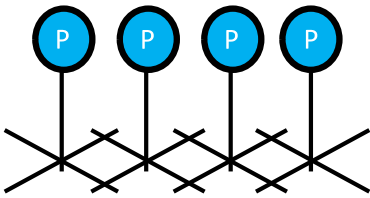

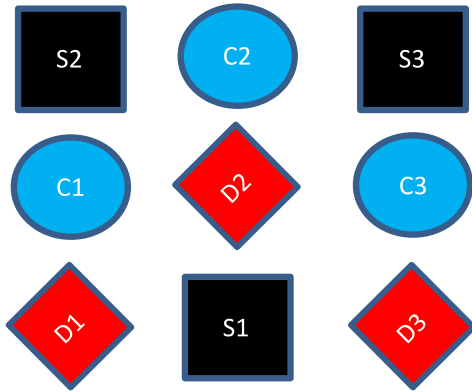


WILD BUNCH
JUNE 2018 MONTHLY MATCH
STAGE 1
THE STAGECOACH MERCANTILE



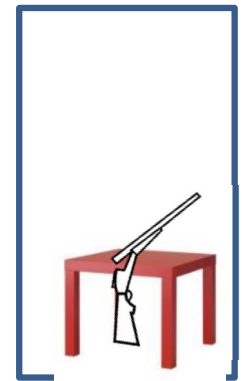
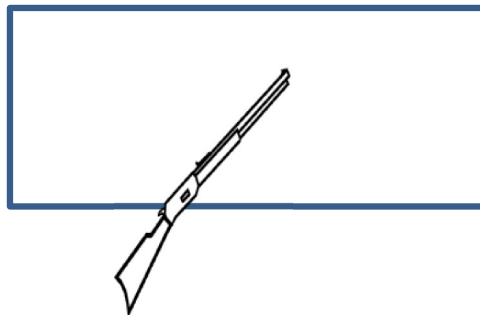
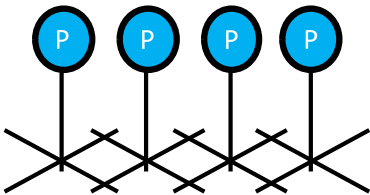

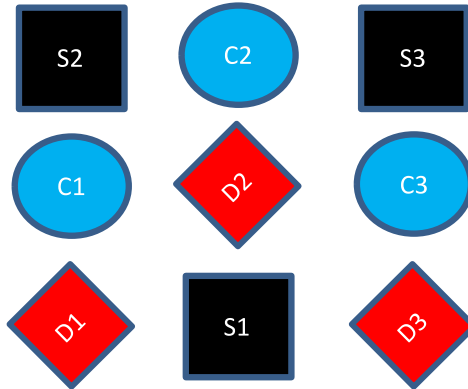
28 PISTOL 10 RIFLE 6 SHOTGUN

STAGING: pistol loaded with a 7 round mag & holstered. Rifle loaded with 10 rounds on center window shelf. Shotgun loaded with 6 rounds on right doorway table.

START POS: Shooter may start at either left or right doorway, SASS default

PROCEDURE: ATB- from left doorway with pistol engage the "P" targets with a 2-2-1-2 sweep starting on either end. Move to window & with pistol engage the SQUARE /DIAMOND/CIRCLE target sets in a 2-3-2, starting on any SQUARE/DIAMOND/CIRCLE target. Repeat pistol sequence for each shape set targets. Make pistol safe. With rifle from window engage center target twice (D2), then each outside target once, any order. Move to right doorway and engage 6 shotgun targets.

WILD BUNCH
 JUNE 2018 MONTHLY MATCH
 STAGE 2
 THE STAGE COACH MERCANTILE



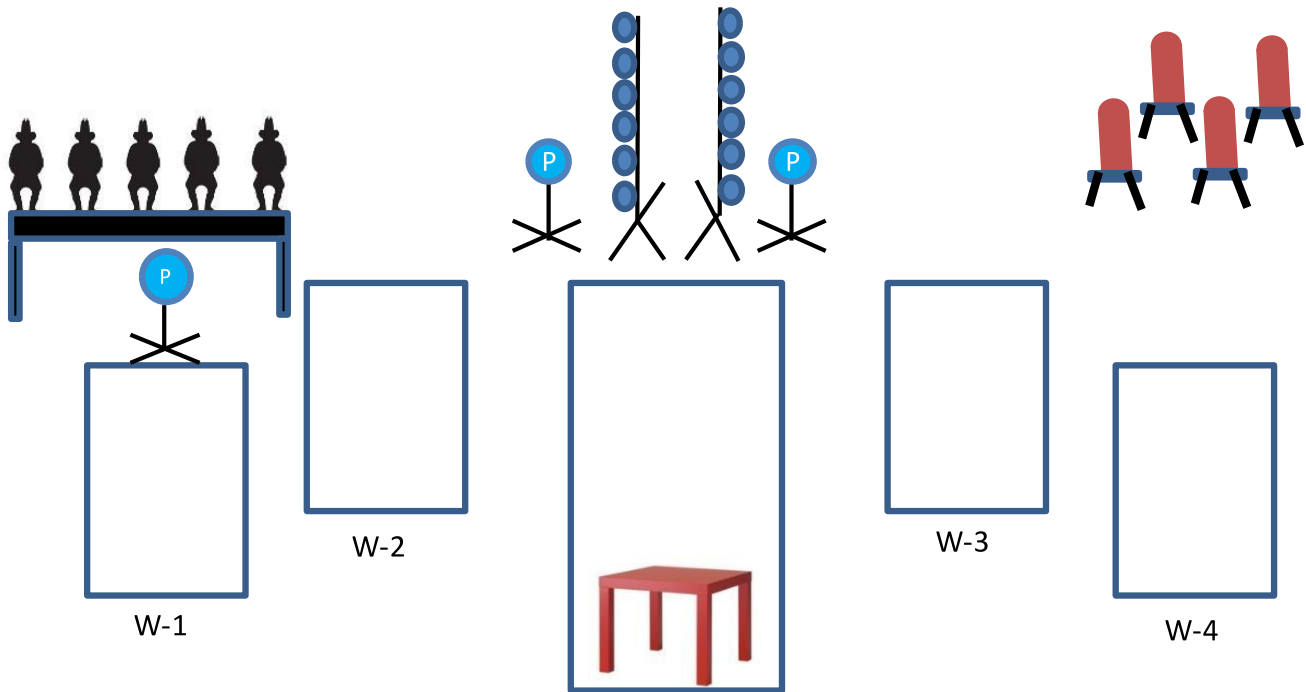
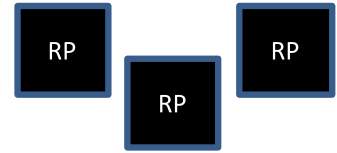
28 PISTOL 9 RIFLE 6 SHOTGUN

STAGING: Pistol loaded with a 7 round mag & holstered. Rifle loaded with 9 rounds on window shelf. Shotgun loaded with 6 rounds on right doorway table.

START POS: Shooter starts at left doorway pistol in hands.

PROCEDURE: ATB engage the “P” targets in a Nevada sweep starting on either end. Move to doorway and with pistol engage each target with at least 2 rounds, any order. Make pistol safe. With rifle engage each target once, any order. Move to right doorway and engage 6 shotgun targets.

WILD BUNCH
JUNE 2018 MONTHLY MATCH
STAGE 3
FORT DEFIANCE



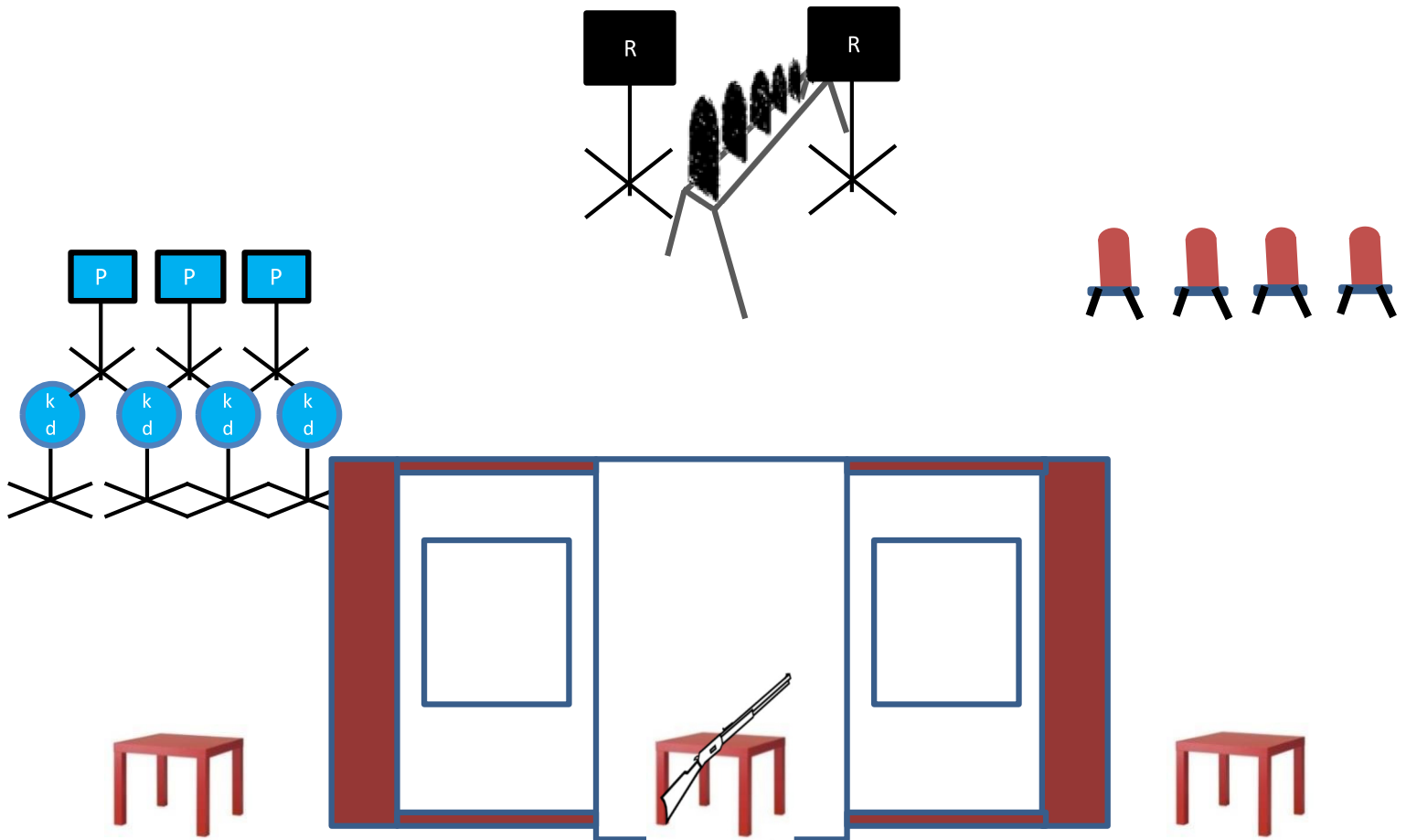
28 PISTOL 10 RIFLE NO SHOTGUN

STAGING: Pistol loaded with a 7 round mag & holstered. Rifle loaded with 10 rounds at W4.

START POS: Shooter starts at W1, hand on pistol.

PROCEDURE: ATB with pistol engage cowboy plate rack. Then engage stationary target with any rounds left after all cowboy plate are down. Move to doorway and engage each dueling tree and stationary targets. Move to W4 and with pistol engage 4 KD targets and 3 "RP" stationary targets. Make pistol safe, with rifle engage the 3 "RP" stationary targets with a 2-3-5 sweep starting on either end.

**WILD BUNCH
JUNE 2018 MONTHLY MATCH
STAGE 4
THE MARSHALL'S OFFICE**



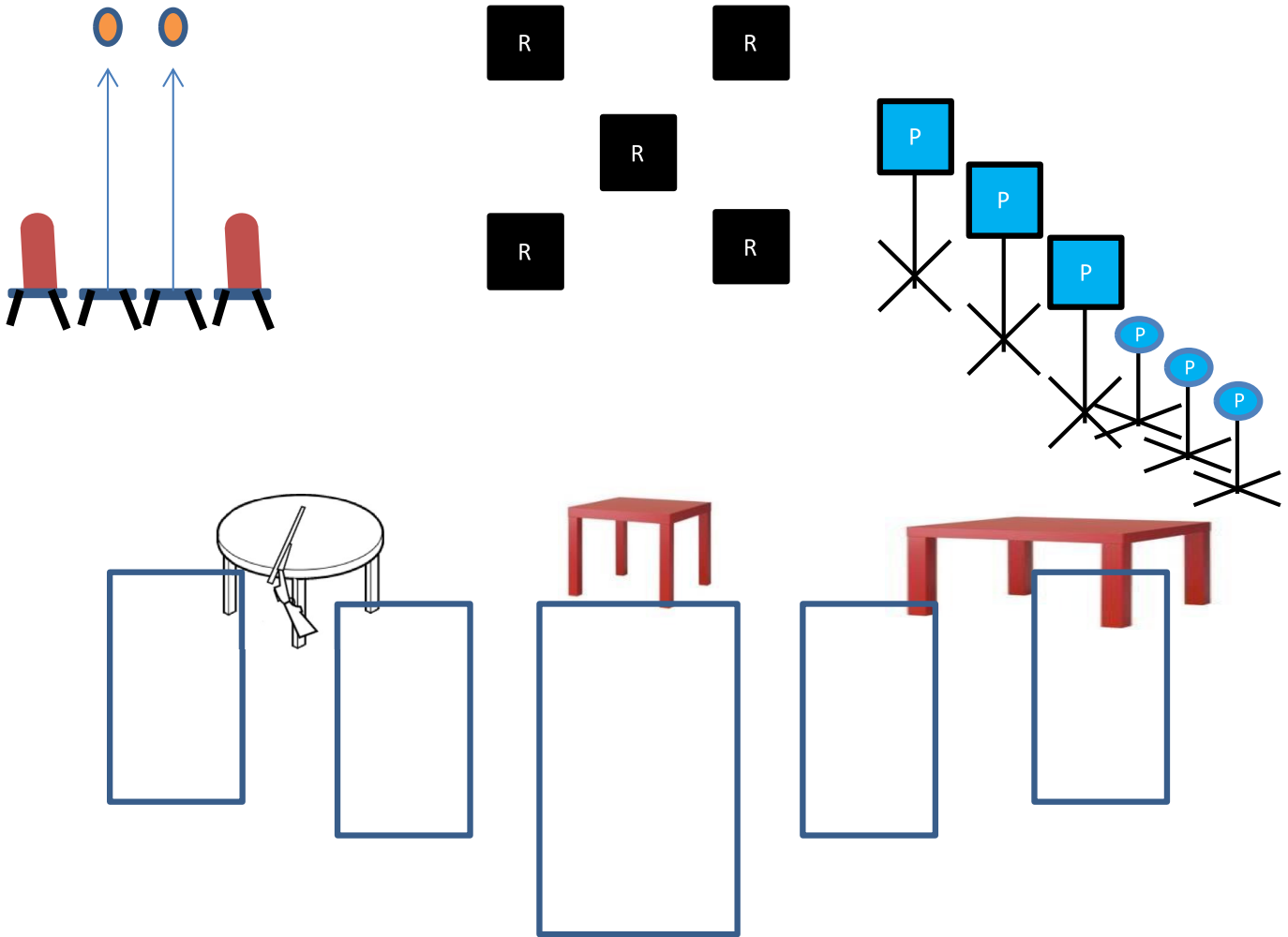
21 PISTOL 10 RIFLE 4 SHOTGUN

STAGING: Pistol loaded with a 7 round mag & holstered. Rifle loaded with 10 rounds on doorway table. Shotgun loaded with 4 rounds on right outside table.

START POS: Shooter may start at either outside table. Pistol in hand or shotgun in hands.

PROCEDURE: ATB from left outside table with pistol engage 4 KD targets and 3 stationary targets. Then engage the 3 stationary targets, with a double tap Nevada sweep for 14 rounds, starting on either end. Make pistol safe. Move to doorway and with rifle engage stationary targets and plate rack targets in a 10 round Nevada sweep starting on either stationary target. Move to right outside table and engage 4 shotgun targets.

**WILD BUNCH
JUNE 2018 MONTHLY MATCH
STAGE 5
THE MIDNIGHT STAR SALOON**



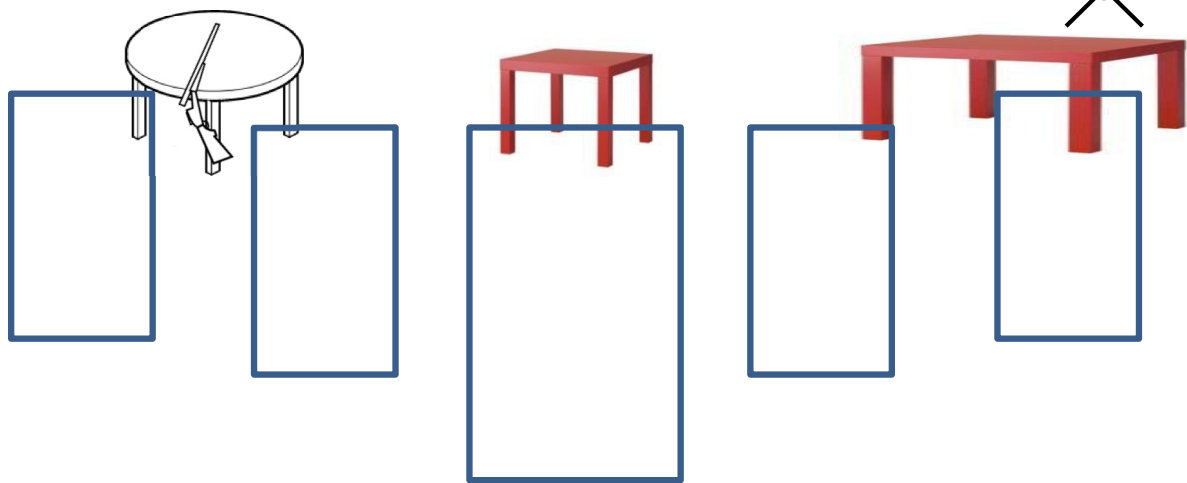
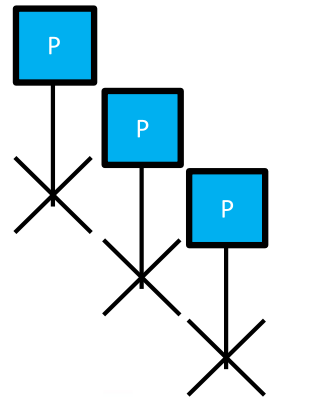
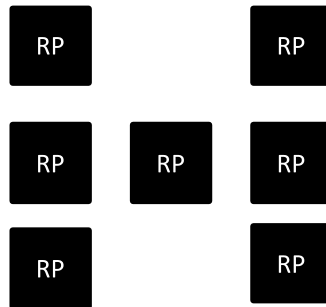
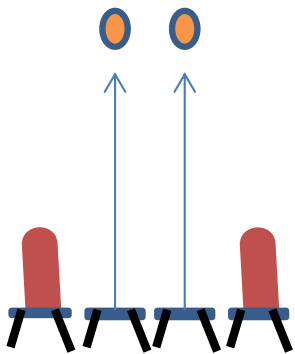
21 PISTOL 10 RIFLE 6 SHOTGUN

STAGING: Pistol loaded with a 7 round mag & holstered. Rifle loaded with 10 rounds. Shotgun loaded with 6 rounds on Poker Table.

START POS: Shooter starts in Saloon doorway rifle in hands.

PROCEDURE: ATB with rifle engage a diagonal set with a 5 round Nevada sweep, then engage the opposite diagonal set with a 5 round Nevada sweep, both sweeps may start on either end. Move to poker table make rifle safe then engage shotgun targets and flyers. Move to Bar and with pistol engage "P" targets with a Progressive sweep for 21 rounds, start sweep on nearest target.

**WILD BUNCH
JUNE 2018 MONTHLY MATCH
STAGE 6
THE MIDNIGHT STAR SALOON**



28 PISTOL 10 RIFLE 6 SHOTGUN

STAGING: Pistol loaded with a 7 round mag & holstered. Rifle loaded with 10 rounds in hands. Shotgun loaded with 6 rounds on Poker Table.

START POS: Shooter starts in Saloon doorway rifle in hands.

PROCEDURE: ATB with rifle engage each outside "RP" target with one round, then center "RP" target with 4 rounds. Shooter may start on any outside target. Make rifle safe at center table. With pistol at center table, engage each "RP" target once, any order. Then engage the 3 "P" targets, from anywhere between center table to Bar with a 3-8-3 sweep starting on either end. Make pistol safe. From Poker table engage shotgun targets and Flyers.