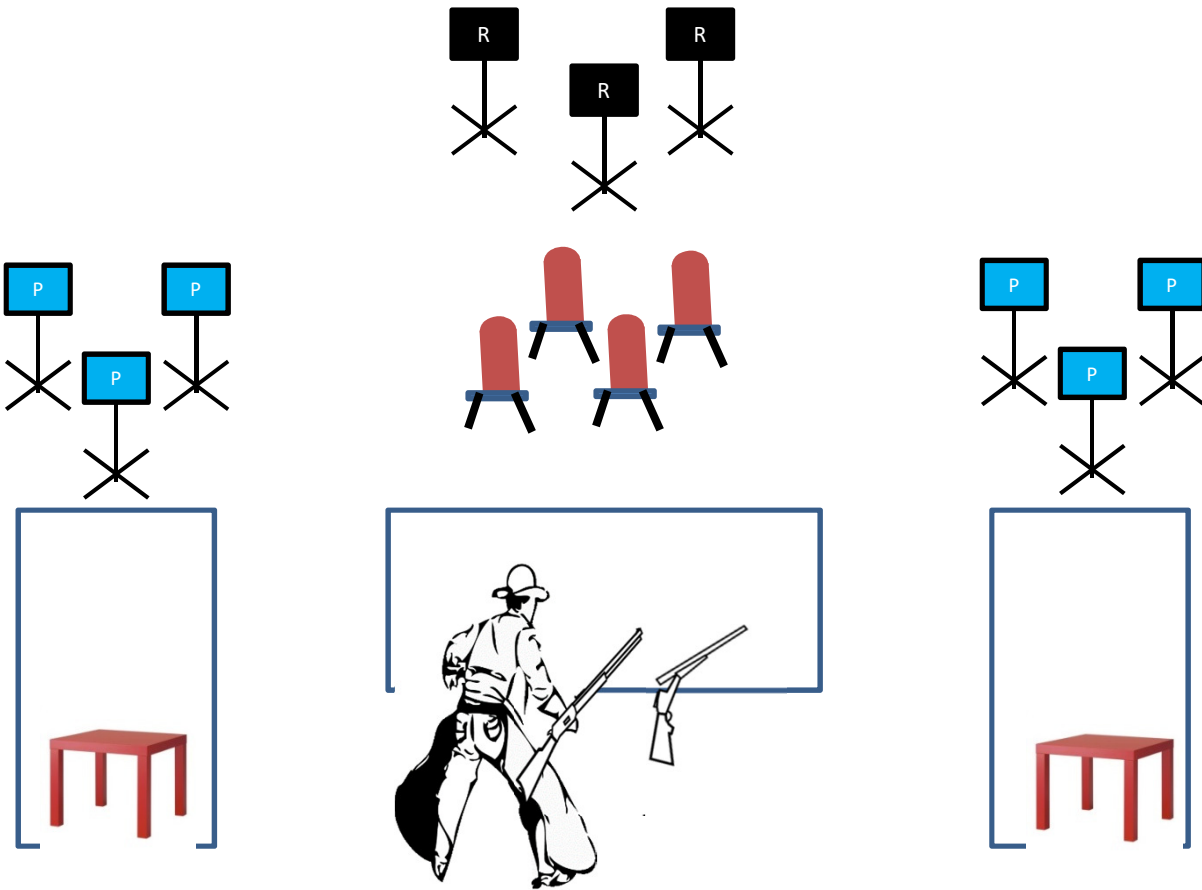


NOVEMBER 2017  
CAS MONTHLY MATCH  
STAGE 1  
STAGECOACH MERCANTILE  
10 REVOLVER 10 RIFLE 4+ SHOTGUN

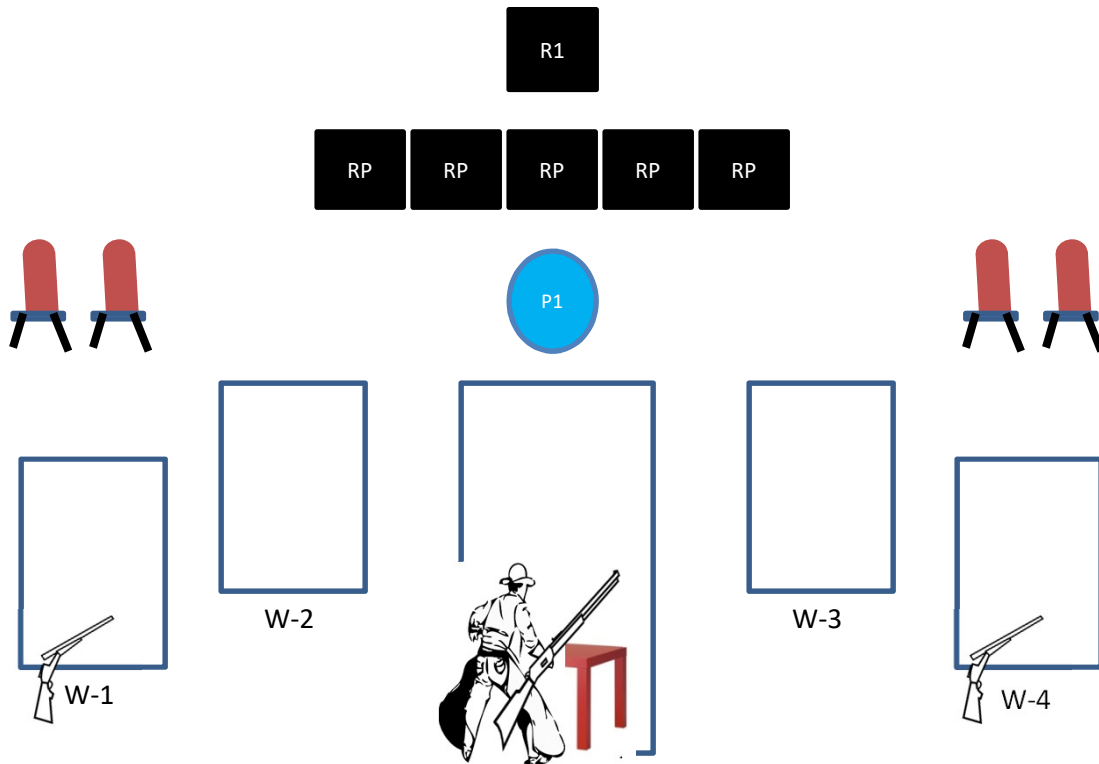


**STAGING:** Revolvers loaded with 5 rounds each & holstered. Rifle loaded with 10 rounds & shotgun open/empty staged at center window shelf.

**START POS:** Shooter starts at center window hands on hat. When ready says: **“I’m yer Huckleberry!”**

**PROCEDURE:** ATB- with rifle engage “R” targets in a Nevada Sweep- double tapping the center target, sweep may start on either end. With shotgun engage 4 shotgun targets until down. Move to either the left or right doorway and with revolvers engage “P” targets with same instructions as the rifle.

NOVEMBER 2017  
CAS MONTHLY MATCH  
STAGE 2  
FORT DEFIANCE  
10 REVOLVER 10 RIFLE 2+ SHOTGUN

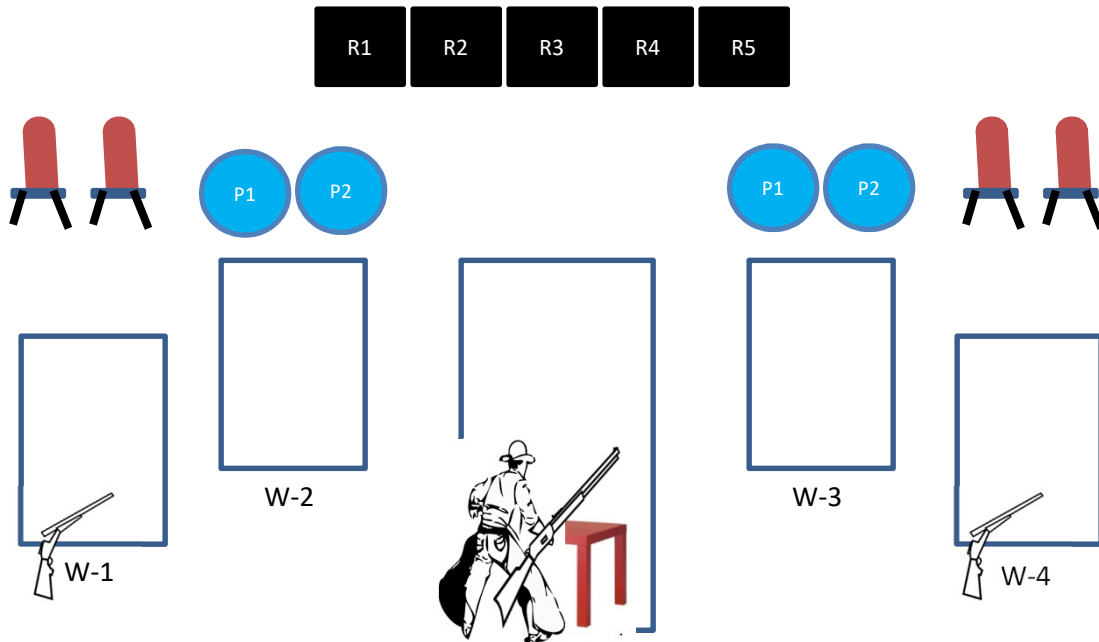


**STAGING:** Revolvers loaded with 5 rounds each & holstered. Rifle loaded with 10 rounds on doorway table. Shotgun open/empty staged anywhere safely.

**STARTING POS:** Shooter may start anywhere arms folded across chest. When ready says: **“I have two guns, one for each of ya!”**

**PROCEDURE:** Shooting order is shooters choice, rifle may not be last. ATB-With Rifle at doorway sweep “RP” targets while alternating with “R1”, sweep may start on R1 or either end RP target. With Revolvers from doorway sweep “RP” targets while alternating with “P1”, sweep may start on P1 or either end RP target. With shotgun from W1 or W4 engage 2 targets until down

**NOVEMBER 2017  
CAS MONTHLY MATCH  
STAGE 3  
FORT DEFIANCE  
10 REVOLVER 10 RIFLE 2+ SHOTGUN**

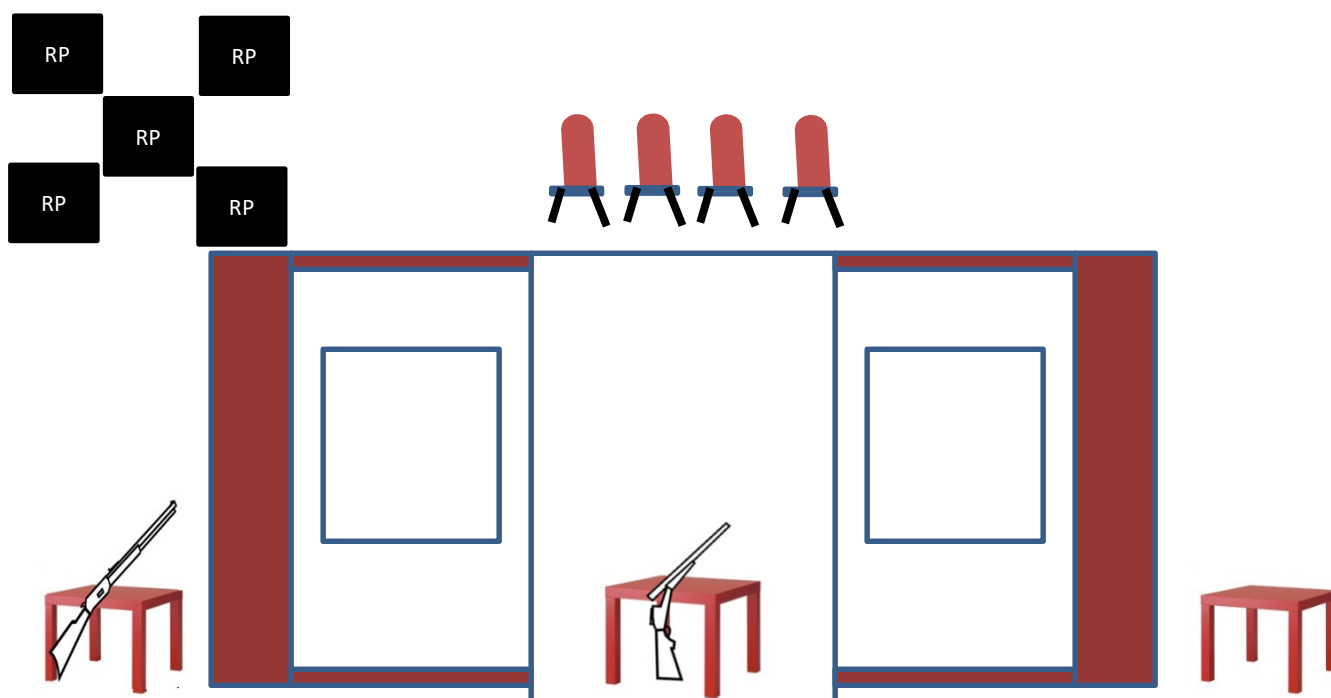


**STAGING:** Revolvers loaded with 5 rounds each & holstered. Rifle loaded with 10 rounds on doorway table. Shotgun open/empty staged anywhere safely.

**STARTING POS:** Shooter may start any position, at SASS default. When ready says: **“Maybe poker’s just not your game lke!”**

**PROCEDURE:** Shooting order is shooters choice, Rifle may not be last. ATB-With shotgun from W1 or W4 engage 2 shotgun targets until down. With Rifle from doorway engage R1- R5 twice each. With Revolvers from W3 or W4 engage P1&P2 five times each.

NOVEMBER 2017  
CAS MONTHLY MATCH  
STAGE 4  
MARSHALL'S OFFICE  
10 REVOLVER 10 RIFLE 4+ SHOTGUN

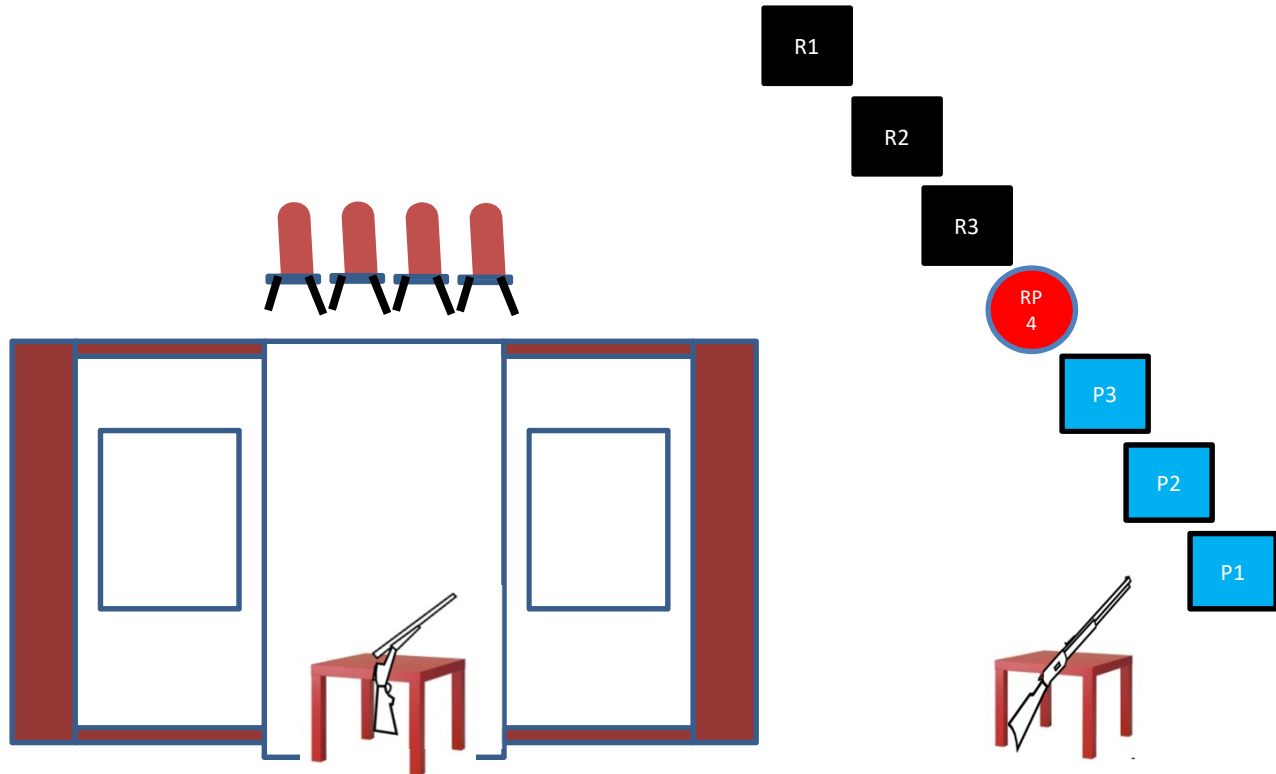


**STAGING:** Revolvers loaded with 5 rounds each & holstered. Rifle loaded with 10 rounds on left outside table. Shotgun open/empty on doorway table.

**STARTING POS:** Shooter starts at left outside table, thumbs hooked in gun belt. When ready says: **“Curly Bill just shot Marshall White!”**

**PROCEDURE:** ATB- With Revolvers engage any 3 RP targets with a 3-4-3 sweep. With Rifle engage RP targets same as Revolvers, (NOTE: All 5 RP targets must be engaged.) With shotgun from doorway engage 4 shotgun targets until down.

NOVEMBER 2017  
CAS MONTHLY MATCH  
STAGE 5  
MARSHALL'S OFFICE  
10 REVOLVER 10 RIFLE 4+ SHOTGUN



**STAGING:** Revolvers loaded with 5 rounds each & holstered. Rifle loaded with 10 rounds on right outside table. Shotgun open/empty on doorway table.

**STARTING POS:** Shooter starts at right outside table with hands at low surrender. When ready says: **“Alright Lunger, let’s do it!”**

**PROCEDURE:** ATB- with Rifle engage “RP” & “R” targets in a Progressive Sweep, starting on “R1”. With revolvers engage “RP” & “P” targets same as Rifle instructions, starting on “P1”.

**Progressive sweep: 1 on 1, 2 on 2, 3 on 3, 4 on 4.**

At doorway with shotgun engage four shotgun targets until down.