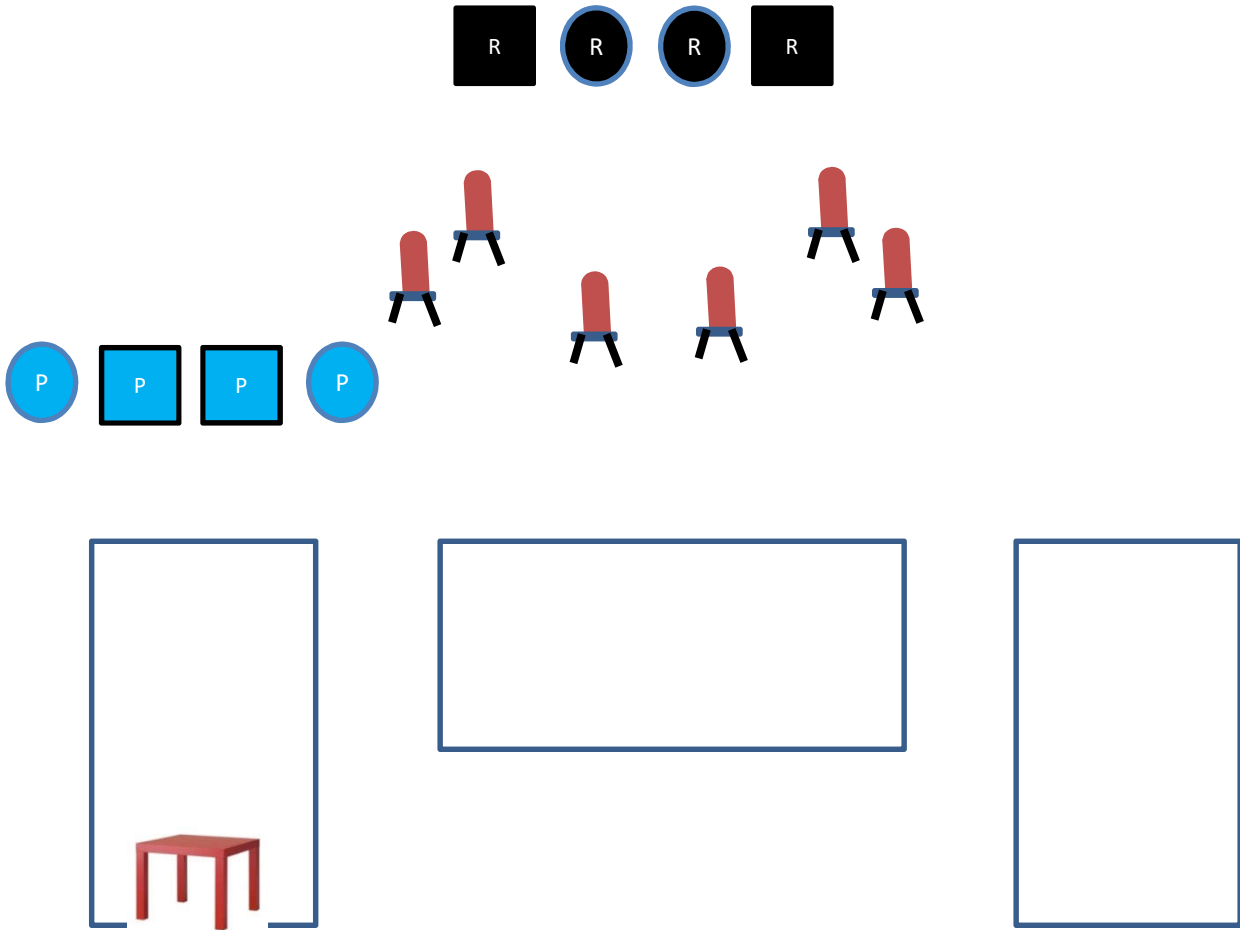


OCTOBER 2021 WILD BUNCH MONTHLY
STAGE ONE
STROMBERGER MERCANTILE
28 PISTOL 10 RIFLE 6 SHOTGUN

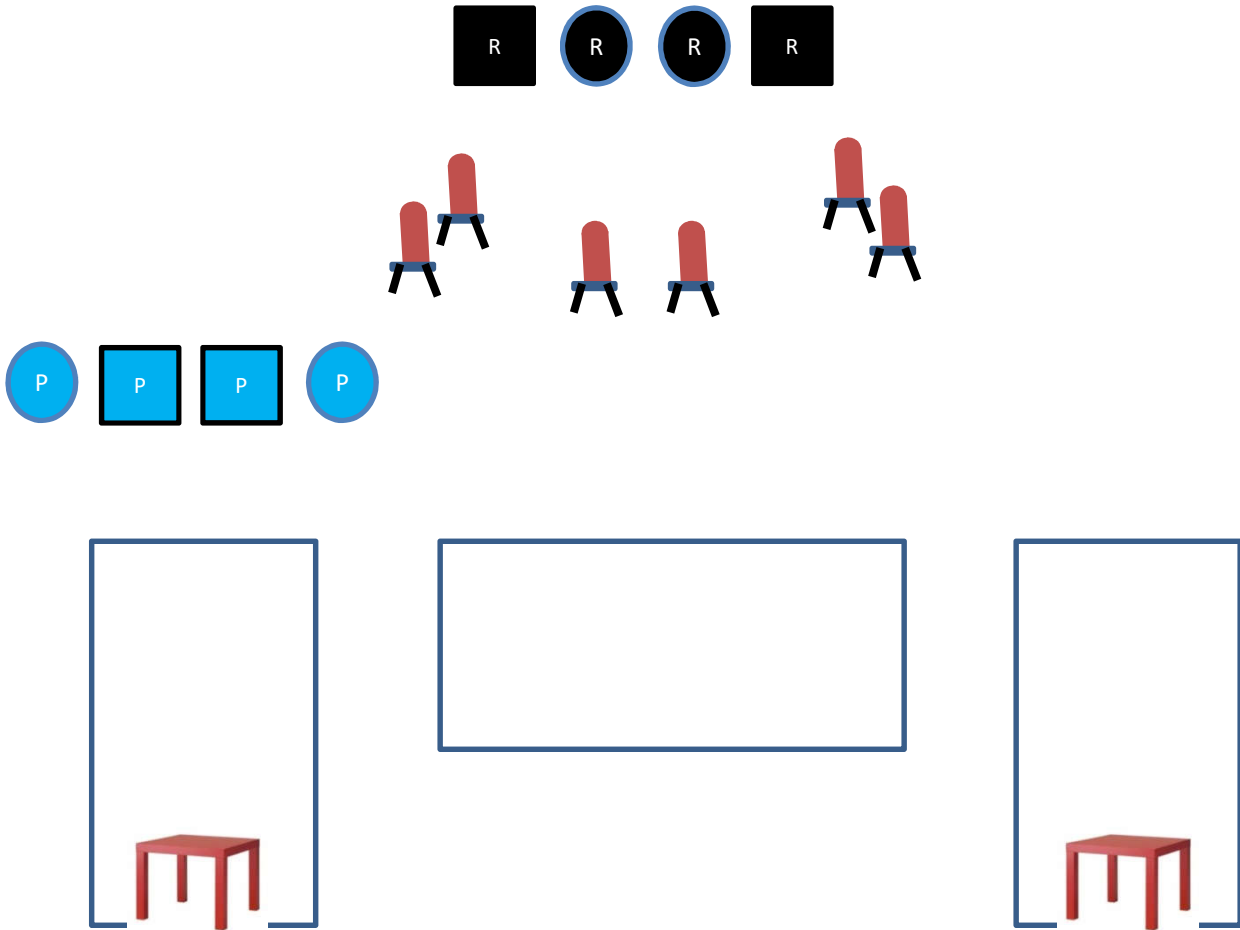


STAGING: Pistol loaded with a 7 round mag & holstered. Rifle loaded with 10 rounds at window shelf. Shotgun loaded with 6 rounds at window shelf.

START POS: Shooter starts at Left doorway, hands on hat.

PROCEDURE: ATB: At left doorway, with pistol, engage "P" **ROUND** targets alternating for 7 rounds, starting on either target. Repeat sequence on "P" **SQUARE** targets. Move to window and repeat sequence on "R" targets, Shooter may start on either Round or Square targets. At center window with rifle, engage "R" targets with same instructions as the pistol except for 5 rounds on each set. With shotgun engage 6 shotgun targets.

OCTOBER 2021 WILD BUNCH MONTHLY
STAGE TWO
STROMBERGER MERCANTILE
28 PISTOL 8 RIFLE

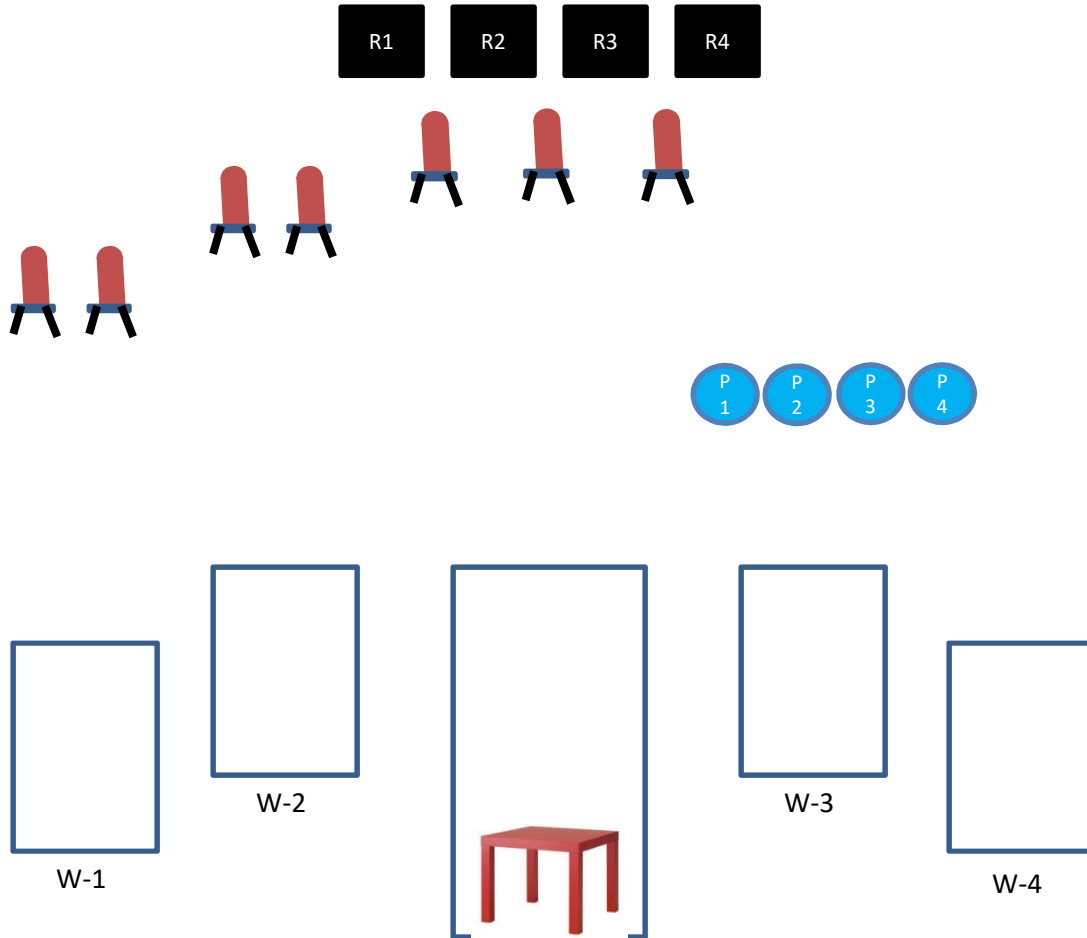


STAGING: Pistol loaded with a 7 round mag & holstered. Rifle loaded with 8 rounds on window shelf. No shotgun.

START POS: Shooter starts at center window. Hand on pistol.

PROCEDURE: ATB: With rifle from window engage "R" targets with 2 rounds each any order. With pistol from window engage any 3 KD targets then sweep "R" targets. Repeat sequence. From left doorway with pistol engage "P" targets with a 14 round double tap Nevada sweep starting on either end.

**OCTOBER 2021 WILD BUNCH MONTHLY
 STAGE THREE
 FORT DEFIANCE
 21 PISTOL 10 RIFLE 4 SHOTGUN**



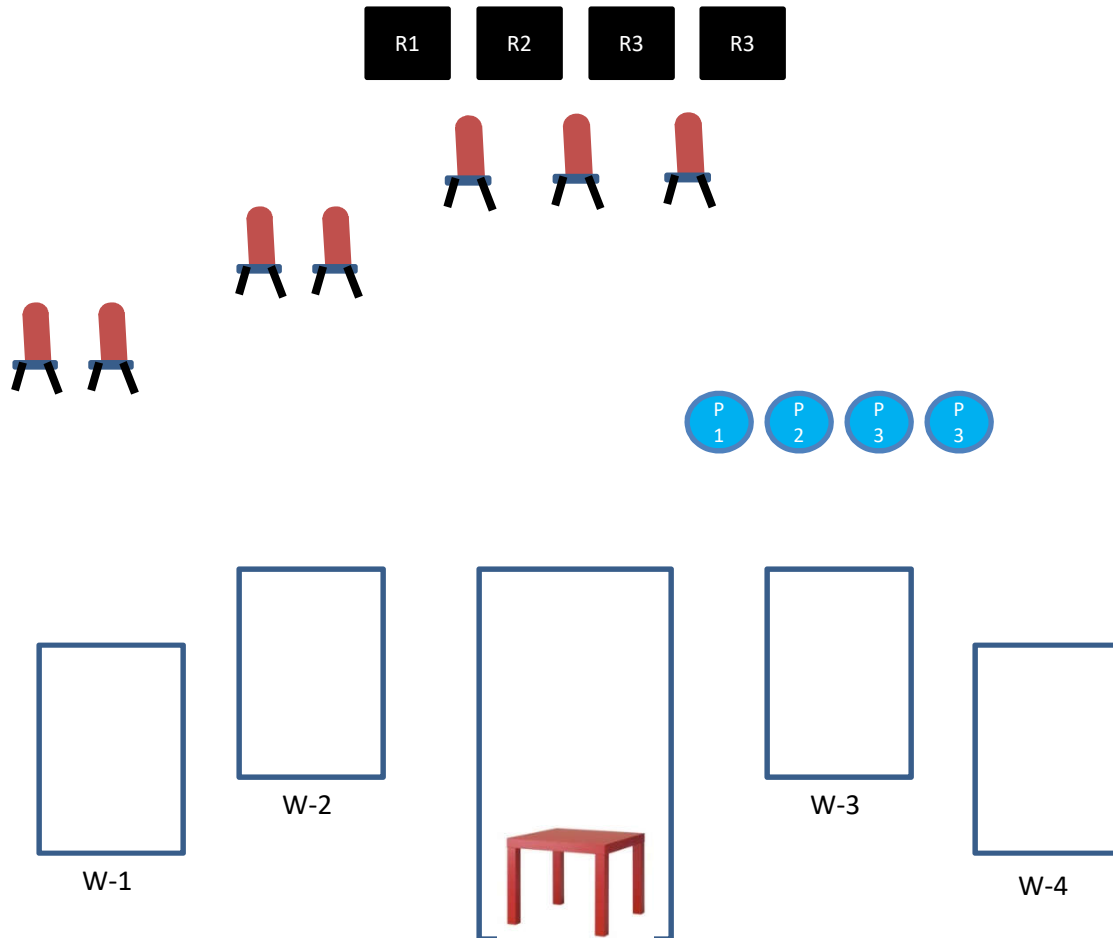
STAGING: Pistol loaded with a 7 round mag & holstered. Rifle loaded with 10 rounds on doorway crate. Shotgun loaded with 4 rounds at W-1.

START POS: Shooter starts at W-1, shotgun in hands.

PROCEDURE: ATB: from W-1 engage 2 shotgun targets. Move to W-2 and engage two shotgun targets. Move to doorway and with rifle engage “R” targets with an Arizona Twister sweep starting on either end. With pistol from doorway engage each KD & “R” target once. From W-3 engage “P” targets with a 5-4-3-2 sweep from either end.

Arizona Twister Sweep= 1,2,3,4,2,3,1,2,3,4

OCTOBER 2021 WILD BUNCH MONTHLY
STAGE FOUR
FORT DEFIANCE
28 PISTOL 10 RIFLE 7 SHOTGUN



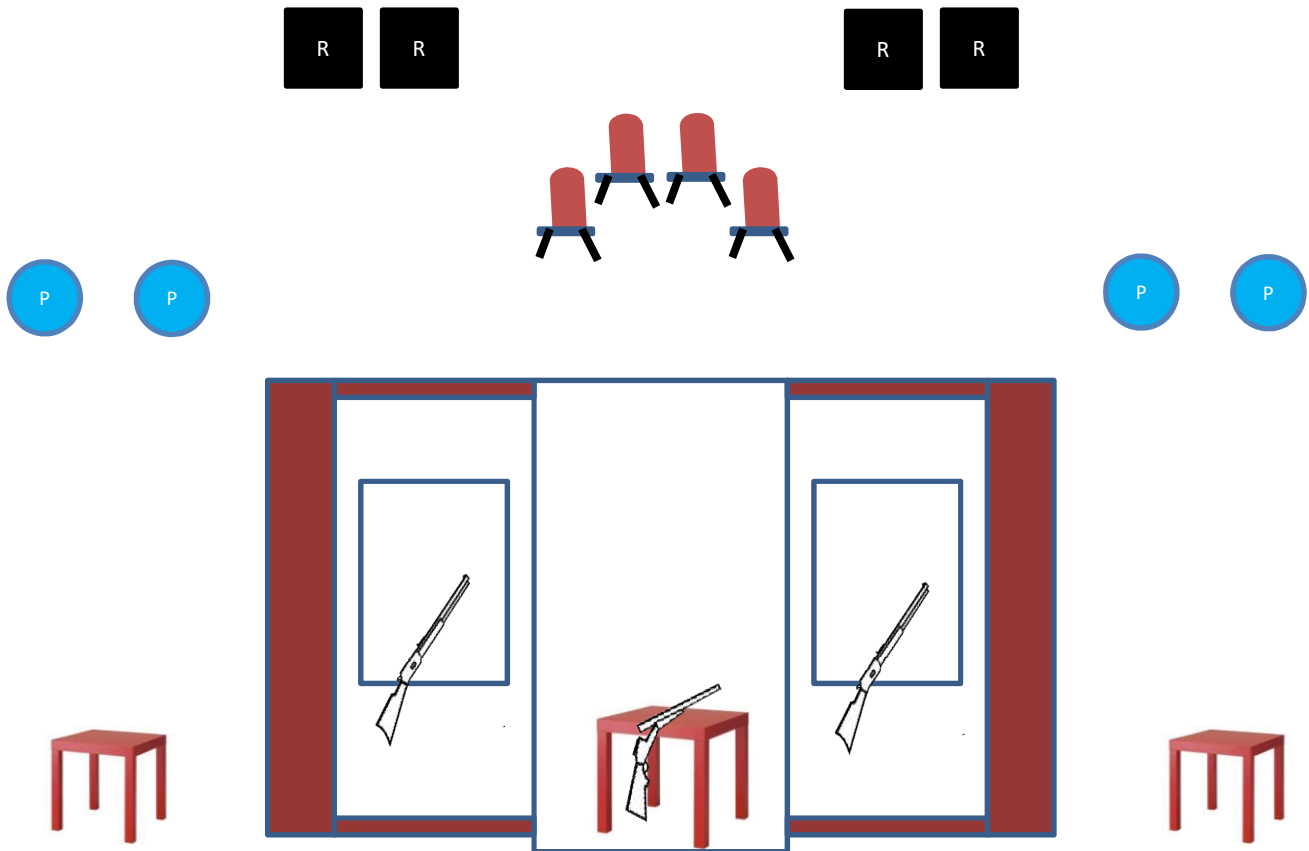
STAGING: Pistol loaded with a 7 round mag & holstered. Rifle loaded with 10 rounds on doorway crate. Shotgun loaded with 6 rounds at W-1.

START POS: Shooter starts at W-1 Shotgun in hands.

PROCEDURE: ATB: from W-1 with the shotgun engage 2 shotgun targets, move to W-2 and engage 2 SG targets, then from doorway engage 3 SG targets. With rifle from doorway engage "R" targets with a **Giant** sweep. With pistol at doorway engage "R" targets with a 1-2-3-1 sweep from the left, then repeat from the right. From W-3, repeat sequence on "P" targets.

RIFLE-GIANT SWEEP: 1-2-3-4-3-3-2-2-1-1

OCTOBER 2021 WILD BUNCH MONTHLY
STAGE FIVE
THE MARSHALL'S OFFICE
28 PISTOL 10 RIFLE 4 SHOTGUN

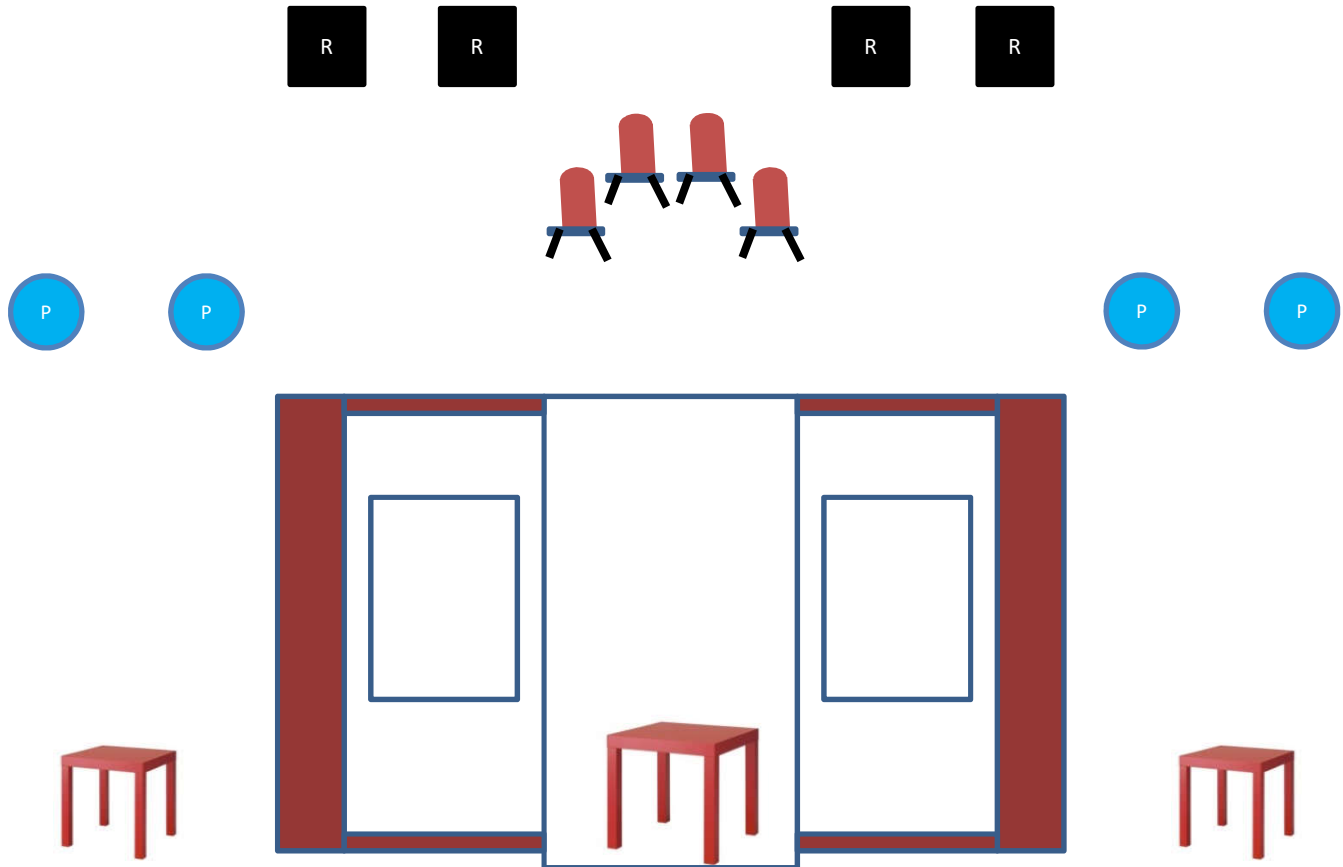


STAGING: Pistol loaded with a 7 round mag & holstered. Rifle loaded with 10 rounds in either window. Shotgun loaded with 4 rounds on doorway crate.

START POS: Shooter starts with thumbs hooked in gun belt at doorway.

PROCEDURE: **ATB:** with shotgun engage 4 shotgun targets until down. From either window with rifle engage the "R" targets by alternating for 10 rounds. Move to either outside table and with pistol repeat rifle instructions on "P" targets alternating for 7 rounds. Then move to a window and repeat sequence on "R" targets, then repeat at next window, then repeat at opposite outside table on "P" targets.

OCTOBER 2021 WILD BUNCH MONTHLY
STAGE SIX
THE MARSHALL'S OFFICE
28 PISTOL



STAGING: Pistol loaded with a 7 round mag & holstered. No Rifle or Shotgun.

START POS: Shooter starts with the hands-on hat at either outside table.

PROCEDURE: **ATB:** from either outside table with pistol engage one "P" target twice other one 3 times and any "R" target 2 times. (2-3-2) Move to a window and repeat on "R" targets and 2 KD targets. Move to opposite window and repeat sequence on "R" targets & KD's. (2-3-2) Move to opposite outside table and repeat sequence using "P" & "R" targets (2-3-2)